

Good Hope PLC
Annual Report 2010/11



Goodhope

A CARSON CUMBERBATCH COMPANY

Financial Calendar

Financial Year End 31st March 2011

Announcement of Results

First Quarter ended 30th June 2010 3rd August 2010

Second Quarter ended 30th September 2010 12th November 2010

Third Quarter ended 31st December 2010 14th February 2011

Year ended 31st March 2011 6th May 2011

Dividend Declaration

First and Final* 3rd June 2011

102nd Annual General Meeting 3rd June 2011

** Subject to approval from Shareholders*

Contents

Chairman's Statement	1	Financial Reports	
Review of Industry and Operational Performance	3	Independent Auditor's Report	25
Risk Management	5	Income Statement	26
Profile of the Directors	7	Balance Sheet	27
Statement of Directors' Responsibilities	10	Statement of Changes in Equity	28
Annual Report of the Board of Directors on the Affairs of the Company	11	Cash Flow Statement	29
Audit Committee Report	21	Notes to the Financial Statements	30
		Five Year Summary	56
		Statement of Value Added	58
		US Dollar Financials	59
		Information to Shareholders and Investors	67
		Glossary of Financial Terms	71
		Notice of Meeting	73
		Form of Proxy	75
		Corporate Information	IBC

Chairman's Statement

Dear Shareholders,

On behalf of the Board of Directors, I am pleased to present the Annual Report and Audited Financial Statements of Good Hope PLC, for the year ended 31st March 2011 and to welcome you to the one hundred and second Annual General Meeting of the Company.

Your Company recorded a profit before tax of Rs. 191.68 mn for the year ended 31st March 2011, compared to Rs. 121.04 mn during the previous year. The increased profit was attributed to higher revenues stemming from higher average prices and high dividend income. Resultantly, the Company recorded a net profit after tax of Rs. 154.87 mn during the year compared to a net profit after tax of Rs. 94.86 mn in the previous year.

Commodity prices have since recovered from the financial market crisis of 2008, reflecting the recovery of the key economies especially that of the newly developing nations like China, India and Indonesia. Vegetable oils are expected to trade at a reasonably comfortable price range over the short to medium term supported by strong demand fundamentals.

The growth of the industry over the last few years has resulted in consolidation amongst larger industry players. It has become imperative that a smaller company is inter linked to a larger company with presence across the value

chain in order to maintain its bargaining power and the resultant long term sustenance. Companies can no longer operate confined to their segment of the industry value chain. A small player in the upstream segment like your Company, will be vulnerable to prices, given the commodity nature of its output.

This was the same rationale that prompted the creation of Goodhope Asia Holdings Ltd. (GHL), the holding entity of Carsons' Group plantation sector. GHL will hence systematically extend its operations across the value chain through presence in midstream and downstream processing and value adding activities. The consolidation of plantation sector assets under one entity would hence provide the impetus to enhance volumes and effectively integrate and generate long term shareholder value creation.

However, this would have to be facilitated by continuous re-investment of internally generated funds and new sources of debt and equity to support expansion plans. Considering the nature of the industry, a long term risk appetite is required from any investor in this industry; with the ability to weather impacts of any cyclical trends in prices. In addition to re-investments of the internally generated funds, a constant stream of long term funding is also required from equity holders.

Chairman's Statement

Hence, the proposal to acquire the stake held by the minority shareholders of the Company, by Carson Cumberbatch PLC (CCPLC) and Bukit Darah PLC (BDPLC), in consideration for shares in CCPLC and BDPLC through a voluntary offer. This would enable GHL to pursue its expansion and integration plan by leveraging on the combined asset value and providing such assets as necessary securities for financing. The minority shareholders in Good Hope PLC who have accepted the offer would directly benefit from the value creation and constant returns generated at the parent company level, viz, at CCPLC and BDPLC through its diversified portfolio of investments. The shareholders of Good Hope PLC who have accepted the said offer will hence have access to over 80,000 Ha of plantations which are spread over different geographical locations as a result of this voluntary offer, as opposed to benefiting from 310.71 Ha coming under Good Hope PLC.

We are pleased to note that this voluntary offer was accepted by shareholders holding 4.25% of the issued share capital by 7th April 2011, the closing date of the offer. However, shareholders representing 6.36% of the issued shares did not accept the offer and this constituted primarily of inactive minority shareholders who have limited or no contact with the Company. With this voluntary offer, the Group's ownership in your Company will increase to 93.65%.

PT Agro Indomas, the Indonesian plantation project recorded a profit after tax of US\$ 46.23 mn on a revenue of US\$ 120.30 mn during the year under review. The plantation operations in Indonesia are faced with managing social and community related issues in carrying out land development in remote locations. In addition there are increasingly greater regulatory requirements to be met before the commencement of new projects.

In conclusion, I would like to extend our gratitude to the business associates, financiers and regulatory authorities in Sri Lanka and Malaysia for their continued support. I would be failing in my duties if I do not extend the appreciation of the Board of Directors of the Company to the shareholders for their continued support and confidence placed in the Directors. I also wish to thank our management and staff in Malaysia and in Sri Lanka for all their hard work and dedication towards improving the performance of the Company. Last but not least, I extend my appreciation to my fellow Board Members for their support and guidance throughout the year and to the members of the Audit Committee for their invaluable efforts.

(Sgd.)

H. Selvanathan
Chairman

25th April 2011

Review of Industry and Operational Performance

Palm Oil Industry Scenario

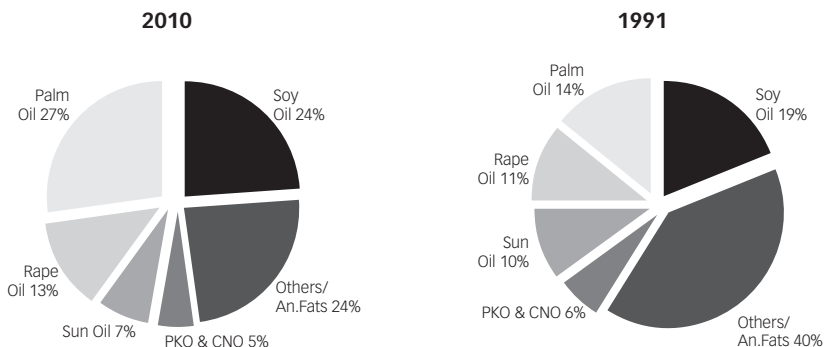
Palm oil prices averaged at a much higher level during the financial year than the levels forecasted at the beginning, as weather anomalies across grain and oil seed growing areas raised commodity prices including palm oil. Palm oil price movements reflected the supply and demand fundamentals of oil seeds and commodities as a whole.

The edible oils and fats industry is expected to grow in tandem with growth in developing economies given the increasing demand for food and food based products over the coming years. Increasing population, urbanization, change in food consumption habits and supply side constraints are expected to support prices.

Edible oils and fats supply has been much lower than demand during the past few years. The current expectation is that supply increases may not be in tandem with demand increases, especially considering the weather patterns over the last few years. Weather anomalies have become a regular occurrence and have affected one or more oil seed growing areas each year pushing up the prices.

At the macro industry level, there seems to be further consolidation by the larger players. It has become a necessity to create linkages and alliances across the value chain in order to enhance the capability to deliver products to customers at competitive terms through supply chain effectiveness. No longer can an entity sustain its competitiveness

World Oil Production



Source : Oil World

Review of Industry and operational performance

by operating only at one sub segment of the value chain.

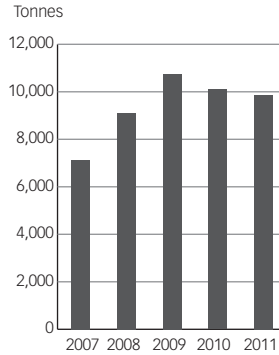
Overview of Financial Performance and Operational Performance

Your Company recorded a profit after tax of Rs. 154.87 mn during the year under review, as compared to Rs. 94.86 mn recorded in the previous year. The increase in profits is attributed to a combination of factors; higher average prices and higher dividend income. The crop production declined during the year due to adverse agronomical effects. However, the Company has sustained its cost of production through agronomy and management best practices.

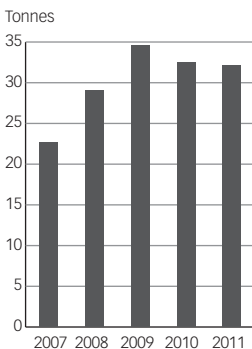
As at 31st March 2011, total plantation hectare was 310.71 of which 307.33 Ha was classified as mature and the rest being immature. The higher average prices combined together with cost

efficient plantation management practices enabled the Company to maintain its operating margins. The plantations are constantly challenged to derive productivity gains to offset increasing cost of production due to inflation and impact of wage increases.

Crop Production



Yield per Ha.



We are confident that continuous focus on productivity enhancement, stringent plantation management and fertilization practices as well as close supervision will ensure better yields as well as curbing cost increases in the future.

Agro Harapan Lestari Sdn. Bhd.
Managers

25th April 2011

Risk Management

Good Hope PLC is conscious of the need to manage risks and has identified the following risk profile of the Company. Action plans to monitor and manage these risks are incorporated into our business plans and are reviewed on a regular and continuous basis.

Risks Arising Due to Weather Conditions and Possible Diseases

Drastic changes in weather patterns and diseases such as 'Ganoderma' could impact the potential crop production, which may affect the performance of the Company. However, focused agronomy and plantation management practices have been devised towards reducing such impacts.

No insurance has been taken for the variation in crop production resulting from differing and unusual weather patterns.

Commodity Price Risk

The Company's cash inflows are mainly from the sale of oil palm Fresh Fruit Bunches (FFB). These prices are determined by the international market prices for Crude Palm Oil (CPO) which is subject to price fluctuations due to varying market forces. Our end product is FFB and hence no price hedging is done.

Interest Rate Risk

Interest rate risk arises as a result of the fluctuations of the fair value of future cash flows of the Company's financial instruments because of changes in market interest rates. The Company did not have any fixed term interest bearing bank borrowings during the year ended 31st March 2011, except for an overdraft facility which is short-term in nature and utilized only to finance temporary working capital requirements. The Company's exposure to interest rate risk was therefore minimal during the year under review.

Foreign Currency Risk

The Company's Malaysian and Sri Lankan operations are primarily domestic and the respective operations are not subject to foreign currency exchange exposures. Assets, liabilities, income and other operational expenses which arise from daily operations are primarily denominated in the functional currency of the respective geographies which is the Malaysian Ringgit and the Sri Lankan Rupee.

However, as a significant component of the assets are from the Malaysian operations, such asset values are subject to exchange differences arising from translation of results into Sri Lankan Rupees.

Risk Management

Credit Risk

The Company is exposed to credit risk primarily from its trade receivables, which arise from its operating activities and its deposits with Banking Institutions. The Company's objective is to seek continual revenue growth while minimizing losses incurred due to increased credit risk exposure.

The Company trades only with recognized and credit worthy third parties and all customers are subject to a credit verification process. In addition, receivable balances are monitored on an ongoing basis with the result that the Company's exposure to bad debts is minimal.

Liquidity Risk

Liquidity risk is defined as the risk of not being able to pay the liabilities entered into on time and support business activities on a timely basis. The Company manages such exposures through effective working capital management. The Company also has planning guidelines in place to ensure that the short term and medium term liquidity is managed at acceptable levels.

The Malaysian plantation property of the Company has been pledged as security to a foreign bank to secure financing facilities under Goodhope Asia Holdings Ltd. (the Company's parent). The above credit line from the lender is also secured by charges created over other assets and plantation properties of the Group in Indonesia and Malaysia as shown in Note 21 on page 52.

Further, in order to minimize the impact of an eventual successful claim on the Company, an internal arrangement has been established among the four Malaysian Plantation Companies to limit the exposure to 25% of such a claim.

This risk is managed at Group level at Goodhope Asia Holdings Ltd., as a part of its financing risk management process.

Agro Harapan Lestari Sdn. Bhd.
Managers

25th April 2011

Profile of the Directors

Hari Selvanathan

Hari Selvanathan is Deputy Chairman of CCPLC and President Commissioner of the palm oil related companies in Indonesia. He holds Directorships in several subsidiary companies within the Carsons Group and is also a Director of Sri Krishna Corporation (Pvt) Ltd., South Asian Breweries (Pte) Ltd., Singapore and Carlsberg India Private Limited. He is also the Chairman of Express Newspapers (Ceylon) Ltd. and Carsons Management Services (Pvt) Ltd., the Group's management company. He is the past President of the National Chamber of Commerce and Past Vice Chairman of the International Chamber of Commerce (Sri Lanka). He is also a Director of the India-Sri Lanka Foundation. He counts over 20 years experience in commodity trading in international markets and holds a Bachelor of Commerce Degree.

Mano Selvanathan

Mano Selvanathan is the Chairman of Sri Krishna Corporation (Pvt) Ltd., Ceylon Finance & Securities (Pvt) Ltd., and Selinsing PLC. He is a Group Director of most companies in the Carson Cumberbatch Group in Sri Lanka, Indonesia and Malaysia and is an active member of its Executive Management Forums. He is also the Deputy Chairman

of Ceybank Asset Management (Pvt) Ltd. He is a Director of Holcim (Lanka) PLC, Carlsberg India Private Limited and South Asian Breweries (Pte) Ltd., Singapore. He is the Past Chairman of the Indo-Lanka Chamber of Commerce & Industry and has served as the Chairman of the Ceylon Chamber of Commerce and as the President of the Rotary Club of Colombo North.

He was conferred the highest National Honour in Sri Lanka, the 'DESAMANYA' title by H.E. the President of Sri Lanka, in recognition of services rendered to the nation.

In January 2011, he was awarded the prestigious 'PRAVASI BHARATIYA SAMMAN AWARD' by the President of India in Delhi. He holds a Bachelors Degree in Commerce. He is also the Hon. Consul of the Republic of Chile in Sri Lanka.

Israel Paulraj

Israel Paulraj is the Chairman of Ceylon Guardian Investment Trust PLC, Ceylon Investment PLC, Guardian Capital Partners PLC (formerly Watapota Investments PLC) and Rubber Investment Trust Ltd. He serves as a Director of CCPLC and of several of the subsidiary companies within the Carsons Group.

Profile of the Directors

He is the Chairman of the Incorporated Trustees of the Church of Ceylon.

He served as Past Chairman of the Federation of Exporters' Associations of Sri Lanka and the Coconut Products Traders Association. He was a member of the Executive Committee of the Ceylon Chamber of Commerce, National Chamber of Commerce of Sri Lanka and the Sri Lanka Shippers Council.

He served on the Board of Arbitrators of the Ceylon Chamber of Commerce. He has served as Honorary General Secretary of the Central Council of Social Services, Honorary Treasurer of the Christian Conference in Asia, President of the Church of Ceylon Youth Movement and Honorary Treasurer of the National Christian Council of Sri Lanka.

He also served on the Presidential Task Force on Non-Traditional Export and Import Competitive Agriculture set up by President R. Premadasa. He also served as Chairman of the Ecumenical Loan Fund of Sri Lanka and on its International Board in Geneva. He was a member of the Commercial Law Reform Commission and has served on the Parliamentary Consultative Committee on Internal and International Trade.

He holds a Bachelor of Law Degree and an Executive Diploma in Business Administration.

Tennyson Rodrigo

Tennyson Rodrigo is the Director of Good Hope PLC, former Managing Director and Chief Executive of Capital Development and Investment Company PLC, Chairman of CDIC Sassoon Cumberbatch Stockbrokers (Pvt) Ltd., and the past Chairman of the Audit Committee of Eagle Insurance PLC. He is the Expert Advisor to the CCPLC - Audit Committee in respect of the Real Estate, Hotels and Airlines, Investment Holding and Financial Services and Management Services Sector Companies of the Group. He holds a Bachelor of Science in Chemistry and Mathematics from the University of Ceylon and a Bachelor of Science (Hons) Degree in Chemical Engineering from the University of New South Wales, Australia. He is a Chartered Engineer and a Member of the Institute of Chemical Engineers, UK.

Kenneth Sellayah

Kenneth Sellayah is the Director of Good Hope PLC, Shalimar (Malay) PLC and Prime Property Management Services (Pvt) Ltd. He is also a former Director of Shaw Wallace & Hedges Ltd., General Manager of Ceylon Trading Company Ltd., Director of several of its subsidiaries and Managing Director of Scanships Ltd. He served as Chairman of the Coconut and General Products Exporters Association and the Exports Section of the Ceylon Chamber of Commerce. He is a former Director of CPC (Lanka) Ltd., CPC Agrifoods Ltd., and a member of several Committees of the Ceylon Chamber of Commerce. He is a member of the Institute of Exports, UK and the Chartered Management Institute, UK.

Chandima Gunawardena

Chandima Gunawardena is a Director of CCPLC. He serves as a Director in most of the Carsons Group Companies in Sri Lanka and overseas. He is a member of the Group's Strategic Planning Forum. He also serves as a member of the Audit Committees of the Group in Sri Lanka and overseas. He has over three decades of experience in varied fields of business and commercial activities and has held senior positions in the Corporate Sector. He is a Fellow of the Chartered Institute of Management Accountants, UK.

Chandana Tissera

Chandana Tissera is a Director of CCPLC and presently serves as the Chief Executive Officer for the Overseas Plantation Sector of the Carsons Group. He is also a Director of several other subsidiary companies of the Group. He has served as the Chief Executive Officer of the Investment Sector and as the Head of Finance of the Carsons Group.

He has previously served on the Board of Union Assurance PLC and counts over 26 years of experience in the fields of manufacturing, financial services, capital market operations, overseas plantations, project development and management services. He is a Fellow of the Institute of Management, UK.

Statement of Directors' Responsibilities

The responsibilities of the Directors in relation to the Financial Statements are detailed in the following paragraphs, while the responsibilities of the Auditors are set out in the Report of the Auditors.

According to the Companies Act No. 7 of 2007 and the Sri Lanka Accounting & Auditing Standards Act No. 15 of 1995, Directors are required to prepare Financial Statements for each financial year, giving a true and fair view of the state of affairs of the Company as at the end of the financial year and of the profit or loss for the said period.

In preparing these Financial Statements the Directors are required to ensure that:

- appropriate accounting policies have been selected and applied consistently while material departures, if any, have been disclosed and explained,
- all applicable Accounting Standards have been complied with and
- reasonable and prudent judgments and estimates have been made.

The Directors are responsible for ensuring that the Company maintains sufficient accounting records to disclose with reasonable accuracy, the financial position of the Company in order to ensure that the Financial Statements of

the Company meet with the requirements of the Sri Lanka Accounting & Auditing Standards Act No. 15 of 1995 and the Companies Act No. 7 of 2007. They are also responsible for taking reasonable measures to safeguard the assets of the Company and in this regard to give proper consideration to the establishment of appropriate system of internal controls with a view to prevent, detect and rectify frauds and other irregularities.

These Financial Statements have been prepared on a going concern basis, after reviewing the financial position and the cash flows, since the Directors are of the view that the Company has adequate resources to continue in operation for the foreseeable future.

The Directors are also of the view that they have discharged their responsibilities as set out in this statement.

By Order of the Board,

(Sgd.)

K. D. de Silva (Mrs.)

Director

Carsons Management Services (Pvt) Ltd.

Secretaries

25th April 2011

Annual Report of the Board of Directors on the Affairs of the Company

The details set out herein provide the pertinent information required by the Companies Act No. 7 of 2007, Listing Rules of the Colombo Stock Exchange and recommended best accounting practices. The Annual Report was approved by the Directors at a meeting held on 25th April 2011.

1. General

The Directors have pleasure in presenting to the shareholders their Report together with the Audited Financial Statements for the year ended 31st March 2011 of Good Hope PLC, a public limited liability company incorporated in Sri Lanka in 1910.

2. The Principal Activities of the Company

There were no significant changes in the nature of the principal activities of the Company during the financial year under review,

where the principal activity of the Company continues to be cultivation of oil palm and managing and holding of an investment portfolio.

3. Review of Operations

The review of the Company's operations during the year, with comments on financial results is stated in the Chairman's Statement on page 1 and Review of Industry and Operational Performance on page 3. These reports form an integral part of the Annual Report of the Board of Directors on the Affairs of the Company.

4. Financial Results

The Company recorded a net profit after tax of Rs. 154.87 mn for the year. An abridgement of the Company's performance is presented in the table below:

<i>For the year ended 31st March</i>	2011	2010
	Rs. '000	Rs. '000
Profit after taxation	154,871	94,864
Profit brought forward from previous year	502,013	429,481
Profit available for appropriation	656,884	524,345
Appropriation		
Dividend paid	(82,457)	(22,332)
Unappropriated profit carried forward	574,427	502,013

Annual Report of the Board of Directors on the Affairs of the Company

5. Auditors' Report

The Auditor's Report on the Financial Statements is given on page 25 of this Annual Report.

6. Significant Accounting Policies

The Accounting Policies adopted in the preparation of the Financial Statements are given on pages 30 to 40 in the Notes to the Financial Statements.

The accounting policies adopted are consistent with those of the previous financial year.

7. Financial Statements

The Financial Statements of the Company comprising the Balance Sheet, Statements of Income, Changes in Equity and Cash Flow together with the accompanying Notes to the Financial Statements for the year ended 31st March 2011, are set out in pages 26 to 55.

8. Statement of Directors' Responsibilities

The Statement of Directors' Responsibilities for the Financial Statements is given on page 10 of this Annual Report.

9. Interests Register

9.1 Directors' Interests

The Company maintains an Interest Register conforming to

the provisions of the Companies Act No. 7 of 2007.

The relevant details as required by the Companies Act No. 7 of 2007 have been entered in the Interest Register during the year under review.

The Interest Register is available for inspection as required under the Companies Act.

9.2 Remuneration of Directors

The Directors' remuneration for the financial year ended 31st March 2011 is given in Notes 5 and 24.2 to the Financial Statements on page 41 and 55 respectively.

9.3 Directors' Interests in Contracts and Shares

Directors' interests in contracts of the Company are disclosed under Note 24 on page 53 to these Financial Statements and have been declared at meetings of the Directors. The Directors have no direct or indirect interest in any other contracts or proposed contracts in relation to the business of the Company, while they had the following interests in ordinary shares of the Company.

	No. of shares	
	31st March 2011	1st April 2010
H. Selvanathan*	300	300
M. Selvanathan*	300	300
I. Paulraj	-	-
T. Rodrigo*	2,232	2,232
A. K. Sellayah	-	-
D. C. R. Gunawardena	-	-
P. C. P. Tissera	-	-
S. Mahendrarajah (Alternate to I. Paulraj)	-	-

* The Directors have accepted the voluntary offer made by CCPLC and BDPLC and hence have surrendered the shares accordingly.

10. Corporate Donations

There were no donations granted during the year.

11. Directors

The names of the Directors who served during the financial year are given under Corporate Information in the Inner Back Cover of this Annual Report.

11.1 Directors to Retire by Rotation

In terms of Articles 98 & 99 of the Articles of Association of the Company, Mr. M. Selvanathan retires by rotation and being eligible offers himself for re-election.

11.2 Appointment of Directors who are over Seventy Years of age

Mr. I. Paulraj and Mr. T. Rodrigo who are over seventy years of age are to be re-appointed as Directors of the Company for a further period of one year from the conclusion of the Annual General Meeting and that the age limit stipulated in Section 210 of the Companies Act No. 7 of 2007 shall not be applicable.

12. Auditors

The Company's Auditors during the year under review were Messrs. Ernst & Young, Chartered Accountants.

A sum of Rs. 730,700 was paid to them by the Company as audit fees for the year ended 31st March 2011 (2010: Rs. 603,700).

The retiring Auditors have expressed their willingness to continue in office. A resolution to re-appoint as Auditors of the Company and authorizing the Directors to fix their remuneration will be proposed at the Annual General Meeting.

The Audit Committee reviewed the appointment of the Auditors, its

Annual Report of the Board of Directors on the Affairs of the Company

effectiveness and its relationship with the Group, including the level of audit and non-audit fees paid to the Auditors.

12.1. Auditors' Relationship or any Interest with the Company

The Directors are satisfied that, based on written representations made by the Independent Auditors to the Board, the Auditors did not have any interest with the Company that would impair their independence.

13. Related Party Transactions Exceeding 10% of the Equity or 5% of the Total Asset of the Company

The transactions carried out by the Company with its related parties during the year ended 31st March 2011, did not exceed 10% of the Shareholder Equity or 5% of the Total Assets as at 31st March 2011.

The details of the related party transactions are given in Note 24 on page 53 to the Financial Statements.

14. Corporate Governance

The Board has ensured that the Company has complied with the Corporate Governance Rules as per the Listing Rules of the Colombo Stock Exchange (CSE).

14.1. Board of Directors

The following Directors held office as at the Balance Sheet date and their brief profiles are given on pages 7 to 9 of this Annual Report.

Directors	Executive/ Non-Executive/ Independent
Mr. H. Selvanathan	Executive
Mr. M. Selvanathan	Executive
Mr. I. Paulraj	Non-Executive/ Independent*
Mr. T. Rodrigo	Non-Executive/ Independent**
Mr. A.K. Sellayah	Non-Executive/ Independent***
Mr. D.C.R. Gunawardena****	Executive
Mr. P.C.P. Tissera	Executive

* The Board has determined that Mr. I Paulraj is an Independent Director in spite of being on the Board for more than nine years and being a Director of many other Companies within the Carson Cumberbatch Group, of which a majority of the other Directors of the Company are also Directors, since he is not directly involved in the management of the Company.

** The Board has determined that Mr. T. Rodrigo is an Independent Director in spite of being on the Board for more

than nine years, since he is not directly involved in the management of the Company.

*** The Board has determined that Mr. A. K. Sellayah is an Independent Director in spite of being a Director of Shalimar (Malay) PLC in which majority of the other Directors of the Board are also Directors, since he is not directly involved in the management of the Company.

The Managers of the Company are Agro Harapan Lestari Sdn. Bhd.

**** Mr. D. C. R. Gunawardena having assumed Non-Executive responsibilities with effect from 15th April 2011, is categorized as a Non-Executive Director.

members as shown in the table below.

The Committee has formulated a Remuneration Policy based on market and industry factors and individual performance for all group companies.

Aggregated remunerations paid to the Non-Executive Directors are disclosed under Note 5 on page 41.

Executive Directors are not compensated for their role on the Board.

14.2 Remuneration Committee

In terms of Rule 7.10.5 (a) of the Listing Rules of the Colombo Stock Exchange, the Remuneration Committee of CCPLC, the Ultimate Parent Company, functions as the Remuneration Committee of the Company and comprises of the

14.3 Audit Committee

As per the Rule 7.10.6 of the Listing Rules of the Colombo Stock Exchange the Audit Committee of CCPLC, the Ultimate Parent Company, functions as the Audit Committee of the Company and

Remuneration Committee Members	Executive/Non-Executive/Independent
Mr. I. Paulraj	Chairman Non-Executive/Independent Director of CCPLC
Mr. M. Moonasinghe	Non-Executive/Independent Director of CCPLC
Mr. H. Selvanathan*	Executive Director of CCPLC
Mr. M. Selvanathan*	Executive Director of CCPLC
Mr. D.C.R. Gunawardena**	Executive Director of CCPLC

* Messrs. H. Selvanathan and M. Selvanathan have stepped down from the CCPLC Remuneration Committee with effect from 15th April 2011.

** Mr. D. C. R. Gunawardena having assumed Non-Executive responsibilities with effect from 15th April 2011, is categorized as a Non-Executive Director.

Annual Report of the Board of Directors on the Affairs of the Company

comprises of the following members.

Audit Committee Members	Executive/ Non-Executive/ Independent
Mr. V. P. Malalasekera	Non-Executive/ Independent Director of CCPLC
Mr. D. C. R. Gunawardena*	Executive Director of CCPLC
Mr. F. Mohideen	Non-Executive/ Independent Director of CCPLC

* Mr. D. C. R. Gunawardena having assumed Non-Executive responsibilities with effect from 15th April 2011, is categorized as a Non-Executive Director.

Additionally Mr. S. C. P. Chelliah acts as the Expert Advisory member to the plantation sector.

The Audit Committee report is given on page 21 of this Annual Report.

15. Directors' Meetings

Four Board Meetings were convened during the financial year and the attendances of the Directors were as follows:

Director	Meetings Attended (out of 04)
Mr. H. Selvanathan	04
Mr. M. Selvanathan	03
Mr. I. Paulraj	04
Mr. T. Rodrigo	03
Mr. A. K. Sellayah	03
Mr. D. C. R. Gunawardena	04
Mr. P. C. P. Tissera	04
Mr. S. Mahendrarajah (Alternate to Mr. I Paulraj)	-

16. Dividend

Subject to the approval of the shareholders at the Annual General Meeting, a first and final dividend of Rs. 14.05 per share is recommended by the Directors for the year ended 31st March, 2011. However, in accordance with Sri Lanka Accounting Standard (SLAS) No. 12 (Revised 2005), Events after the Balance Sheet date, this proposed first and final dividend has not been recognized as a liability as at 31st March 2011. This would result in a total outflow of Rs. 96.54 mn subject to approval at the forthcoming Annual General Meeting.

17. Solvency Test

Taking into account the said distribution, the Directors are satisfied that the Company would meet the solvency test requirement under Section 56 (2) of the Companies Act No. 7 of 2007 immediately after the distribution. The Company's Auditors, Messrs. Ernst & Young have issued a Certificate of Solvency confirming the same.

18. Stated Capital

The Stated Capital of the Company as at 31st March 2011 was Rs. 68,713,070 comprising of 6,871,307 ordinary shares. There was no change in the Stated Capital of the Company during the year.

19. Shareholders' Funds

Total reserves of the Company as at 31st March 2011 was Rs. 1,512.79 mn (2010: Rs. 1,385.00 mn) comprising of Capital Reserves of Rs. 925.15 mn and Revenue Reserve of Rs. 587.64 mn. Total reserves combined with Stated Capital as at 31st March 2011 was Rs. 1,581.50 mn (2010: Rs. 1,453.71 mn).

The movements are shown in the Statement of Changes in Equity given on page 28.

20. Capital Expenditure and Investments

The total expenditure on acquisition of Property, Plant & Equipment during the year amounted to Rs. 6.02 mn (2010: Rs. 0.19 mn).

The movements in Property, Plant & Equipment and Investments

during the year are set out in Notes 10 and 11 in pages 44 and 46 respectively.

There were no movements in Investments during the year.

21. Value of the Properties

The market value of the land owned by the Company on the basis of existing use as at 31st March 2011, is MYR 26.0 mn (2010: MYR 26.0 mn). The values reflected in the Financial Statement as at 31st March 2011 is Rs. 948.36 mn compared to Rs. 896.48 mn in 2010.

The increase in value of land in the reporting currency (Sri Lankan Rupees) is due to the effects of cross currency valuation during the translation of Malaysian currency denominated assets into Sri Lankan Rupees.

22. Value of the Investment Portfolio

The market value/valuation of the Company's investment portfolio as at 31st March 2011 was Rs. 270.18 mn (2010: Rs. 230.60 mn) as disclosed under Note 11 on page 46 to the Financial Statements.

Annual Report of the Board of Directors on the Affairs of the Company

23. Statutory Payments

The Directors to the best of their knowledge and belief are satisfied that all statutory payments have been paid up to date or have been provided for in the Financial Statements.

24. Going Concern

Having taken into account the financial position and future prospects, the Directors have a reasonable expectation that the Company has adequate resources to be in operational existence for the foreseeable future. For this reason the Company continues to adopt the going concern basis in preparing the Financial Statements.

25. Events Occurring After the Balance Sheet Date

Subsequent to the Balance Sheet date, no material circumstances have arisen, which would require adjustments to or disclosure in these Financial Statements other than those disclosed in Note 22 on page 52 to the Financial Statements.

26. Share Information

The details relating to earnings, net assets, market value per share and information on share trading is given on pages 67 and 68 of this Annual Report.

27. Annual Report

The Board of Directors approved the Company's Financial Statements together with the Reviews which form part of the Annual Report, on 25th April 2011. The appropriate number of copies of the report would be submitted to the Colombo Stock Exchange, Sri Lanka Accounting and Auditing Standards Monitoring Board and the Registrar of Companies within the given time frames.

28. Annual General Meeting

The One Hundred and Second Annual General Meeting of the Company will be held on the 3rd day of June 2011 at 10.30 a.m at the 8th floor, No. 65 C, Dharmapala Mawatha, Colombo 07, Sri Lanka.

The Notice of the Annual General Meeting is on page 72 of this Annual Report.

29. Twenty Major Shareholders

As at 31st March	2011		2010	
	No. of shares	%	No. of shares	%
Goodhope Asia Holdings Ltd.	6,142,742	89.40	6,003,142	87.37
Pershing LLC S/A Averbach Grauson & Co.*	186,700	2.72	220,000	3.20
Miss B.R.L.B. Davi (Decd)	146,966	2.14	146,966	2.14
Maj.Gen. N.S.S.J. Bahadur Rana	41,990	0.61	41,990	0.61
Church Missionary Trust Association Ltd.*	26,990	0.39	26,990	0.39
Mr. A.O. Wanner (Decd)	20,995	0.31	20,995	0.31
Mrs. M. Van Rooyen	20,995	0.31	20,995	0.31
Mr. W.R.F. Spearman	20,995	0.31	20,995	0.31
Thurston Investments Ltd.**	17,712	0.26	17,712	0.26
Mrs. S.C. Gunasekera	17,213	0.25	17,313	0.25
Mrs. D.T. Pillai	13,996	0.20	13,996	0.20
Jafferjees Investments (Pvt) Ltd.*	12,325	0.18	12,625	0.18
Reserve Account - Voluntary offer made by Carson Cumberbatch PLC and Bukit Darah PLC to Acquire the Shares of Good Hope PLC***	11,357	0.17	0	0.00
Miss N.M. Jarvis	10,497	0.15	10,497	0.15
Mrs. S. Vignarajah	10,300	0.15	400	0.01
Mr. F.W. Obeyesekere (Decd)	8,397	0.12	8,397	0.12
Mr. C.C.S. Stephenson (Decd)	8,397	0.12	8,397	0.12
Mrs. R.M.M. Dean	7,275	0.11	7,275	0.11
Mrs. R. Thomas	7,197	0.10	8,597	0.13
Mr. A.M.A. Vanderspar	6,858	0.10	6,858	0.10

* These shareholders have accepted the voluntary offer made by CCPLC and BDPLC and have surrendered the shares as required.

** In accepting the voluntary offer made by CCPLC and BDPLC, the shareholder has surrendered 16,512 shares only.

*** This account was opened by Central Depository Systems (Pvt) Ltd. (CDS) to facilitate the voluntary offer made by CCPLC and BDPLC to acquire the shares of the Company. The shares reflected above are shares of CDS shareholders who had accepted the said voluntary offer as at 31st March 2011.

Annual Report of the Board of Directors on the Affairs of the Company

CCPLC and BDPLC (referred to as the Offerors) had made an offer to the shareholders of Malaysian Plantation Companies, namely Shalimar (Malay) PLC, Selinsing PLC, Indo-Malay PLC and Good Hope PLC (collectively referred to as MPC) to acquire the minority shareholding of these respective companies that are currently not held by the Offerors. GHL presently holds the controlling interests in the said MPC.

The terms of the offers were such that the Offerors will purchase all of the issued shares of the MPC, i.e. the minority shareholdings which are not already owned by the Offerors or GHL. The Offer was made on 18th March 2011 and was closed on 7th April 2011. As at this date, 40.06% of the shareholders to whom this offer was made have accepted this voluntary offer. Subsequent to the aforesaid offer, Offerors intends to eventually transfer the shares acquired from the MPC, via the offer, to GHL. With this share swap the Group's ownership in your Company will increase to 93.65%.

30. Risk Management

We are conscious of our need to manage risks and have identified and listed out our risk profile as given on pages 5 and 6 of this Annual Report. Action plans to monitor and manage these risks are incorporated into our business plans and reviewed on a continuous basis.

31. Human Resources

The Company has no employees other than the plantation workers in its Malaysian operations, since the business and operation of the Company are managed by Agro Harapan Lestari Sdn. Bhd. The Company has had no material issues pertaining to employees and industrial relations during the year ended 31st March 2011.

Signed for and on behalf of the Board,

(Sgd.)
H. Selvanathan
Chairman

(Sgd.)
P.C.P. Tissera
Director

25th April 2011

Audit Committee Report

Audit Committee

The Audit Committee of Carson Cumberbatch PLC (CCPLC), the Ultimate Parent Company, is the Audit Committee of the Company, as provided for by the Colombo Stock Exchange Listing Rules.

The Members of the Audit Committee are as follows:

Audit Committee Members	Executive/ Non-Executive/ Independent
Mr. V. P. Malalasekera	Non-Executive/ Independent (CCPLC)
Mr. D. C. R. Gunawardena	Executive* (CCPLC)
Mr. F. Mohideen	Non-Executive/ Independent (CCPLC)

* Mr. D. C. R. Gunawardena having assumed Non-Executive responsibilities with effect from 15th April 2011, is categorized as a Non-Executive Director.

Mr. V. P. Malalasekera is a Non-Executive, Independent Director of CCPLC and a Non-Executive Director of Ceylon Tobacco Company PLC.

Mr. D. C. R. Gunawardena is a Director of CCPLC and in most of its Group Companies.

Mr. F. Mohideen, a Non-Executive, Independent Director of CCPLC, was the former Deputy Secretary to the Treasury and a former Director of Bank of Ceylon and Securities and Exchange Commission of Sri Lanka.

In addition, Mr. S. C. P. Chelliah is the Expert Advisor to the Audit Committee for the Plantation Sector.

The audit aspects of Good Hope PLC are conducted within the Agenda of CCPLC - Audit Committee and the Committee is advised by Mr. Chelliah as a member of the Panel of Expert Advisors to the Audit Committee of CCPLC, for the Plantation Sector of the Group. Mr. Chelliah, a Consultant, was the former Vice President of Bumiputera Commerce Bank, Kuala Lumpur, presently known as Commerce International Merchant Bankers Berhad.

Meetings of the Audit Committee

CCPLC - Audit Committee held five (05) Meetings during the financial year to discuss matters relating to the Company.

Audit Committee Report

The attendance of the Members of the Committee was as follows:

	Meetings Attended (out of five)
Mr. V. P. Malalasekera	05
Mr. D. C. R. Gunawardena	05
Mr. F. Mohideen	05

The Audit Committee Meetings were attended by the internal auditors and senior management staff members.

The Committee has also met the external auditors twice during the year, i.e. to discuss the audit scope and to deliberate the draft Financial Report and Accounts. The draft Financial Report and Accounts were discussed with the external auditors, without the management being present.

Purpose of the Audit Committee

The purpose of the Audit Committee of CCPLC, the Audit Committee of Good Hope PLC is as follows:

To assist the Board of Directors in fulfilling its oversight responsibilities for the financial reporting process, the system of internal control over financial reporting, the audit process and the process for monitoring

compliance with Company policies and procedures, laws and regulations and the code of conduct and the identification of and management of risks that would impact on the Company/Group's business objectives.

Financial Statements

The Interim Financial Statements of Good Hope PLC have been reviewed by the Audit Committee Members at Audit Committee Meetings. The draft Financial Statements of Good Hope PLC for the year ended 31st March 2011 have also been reviewed at a Meeting of the Audit Committee Members, together with the external auditors, Messrs. Ernst & Young, prior to release of same to the Regulatory Authorities and to the shareholders. The Audit Committee Members were provided with confirmations and declarations as required, by the Managers, Agro Harapan Lestari Sdn. Bhd. that the said Financial Statements were prepared in accordance with the Sri Lanka Accounting Standards and the information required by the Companies Act No. 7 of 2007 therein and presented a true and fair view of the Company's state of affairs as at that date and the Company's activities during the year under review.

Internal Audit

In accordance with the recommendation of the Audit Committee, field audits at Estate level are planned every other year. Accordingly, they have formulated a plan covering the field and financial aspects for the next financial year and the plan was approved at the Audit Committee Meeting held on 16th March 2011.

External Audit

The Members of the Audit Committee have determined that Messrs. Ernst & Young, Auditors were independent on the basis that they did not carry out any special assignment on the operations of the Company. The Committee has reviewed the external audit plan as well as management letters and followed up on issues raised.

The Members of the Audit Committee have concurred to recommend to the Board of Directors the re-appointment of Messrs. Ernst & Young as Auditors for the financial year ending 31st March 2012, subject to the approval of the shareholders of Good Hope PLC at the Annual General Meeting.

(Sgd.)

V. P. Malalasekera

Chairman – Audit Committee

Carson Cumberbatch PLC

25th April 2011

Financial Reports

Independent Auditors' Report	25
Income Statement	26
Balance Sheet	27
Statement of Changes in Equity	28
Cash Flow Statement	29
Notes to the Financial Statements	30

Independent Auditors' Report



ERNST & YOUNG

Chartered Accountants

201 De Saram Place
P.O. Box 101
Colombo 10
Sri Lanka

Tel : (0) 11 2463500
Fax Gen : (0) 11 2697369
Tax : (0) 11 5578180
eysl@lk.ey.com

TO THE SHAREHOLDERS OF GOOD HOPE PLC

Report on the Financial Statements

We have audited the accompanying financial statements of Good Hope PLC ("Company"), which comprise the balance sheet as at 31 March 2011, and the income statement, statement of changes in equity and cash flow statement for the year then ended, and a summary of significant accounting policies and other explanatory notes.

Management's Responsibility for the Financial Statements

Management is responsible for the preparation and fair presentation of these financial statements in accordance with Sri Lanka Accounting Standards. This responsibility includes: designing, implementing and maintaining internal control relevant to the preparation and fair presentation of financial statements that are free from material misstatement, whether due to fraud or error; selecting and applying appropriate accounting policies; and making accounting estimates that are reasonable in the circumstances.

Scope of Audit and Basis of Opinion

Our responsibility is to express an opinion on these financial statements based on our audit. We conducted our audit in accordance with Sri Lanka Auditing Standards. Those standards require that we plan and perform the audit to obtain reasonable assurance whether the financial statements are free from material misstatement.

An audit includes examining, on a test basis, evidence supporting the amounts and disclosures in the financial statements. An audit also includes assessing the accounting principles used and significant estimates made by management, as well as evaluating the overall financial statement presentation.

We have obtained all the information and explanations which to the best of our knowledge and belief were necessary for the purposes of our audit. We therefore believe that our audit provides a reasonable basis for our opinion.

Opinion

In our opinion, so far as appears from our examination, the Company maintained proper accounting records for the year ended 31 March 2011 and the financial statements give a true and fair view of the Company's state of affairs as at 31 March 2011 and its profit and cash flows for the year then ended in accordance with Sri Lanka Accounting Standards.

Report on Other Legal and Regulatory Requirements

In our opinion, these financial statements also comply with the requirements of Section 151(2) of the Companies Act No. 7 of 2007.

Ernst and Young

Chartered Accountants
25th April 2011
Colombo

Partners: A D B Talwatte FCA FCMA M P D Cooray FCA FCMA R N de Saram ACA FCMA Ms. Y A De Silva ACA W R H Fernando FCA FCMA W K B S P Fernando FCA FCMA A P A Gunasekera FCA FCMA A Herath FCA D K Hulangamuwa FCA FCMA LLB (Lond) H M A Jayasinghe FCA FCMA Ms. G G S Manatunga ACA Ms. L C G Nanayakkara FCA FCMA B E Wijesuriya ACA ACMA

Income Statement

<i>For the year ended 31st March</i>		2011	2010
	Note	Rs. '000	Rs. '000
Revenue	3	256,986	165,244
Direct operating costs		(46,832)	(41,295)
Gross profit		210,154	123,949
Other income and gains	4	16	15,180
Administrative expenses		(18,488)	(18,042)
Profit before finance expenses	5	191,682	121,087
Finance expenses	6	-	(48)
Profit before taxation		191,682	121,039
Income tax expense	7	(36,811)	(26,175)
Profit for the year		154,871	94,864
Earnings per ordinary share (Rs.)	8	22.54	13.81
Dividend per ordinary share* (Rs.)	8.1	14.05	12.00

The Accounting Policies and Notes from pages 30 to 55 form an integral part of these Financial Statements.

Figures in brackets indicate deductions.

** Includes final dividend proposed for the year.*

Balance Sheet

<i>As at 31st March</i>	Note	2011 Rs. '000	2010 Rs. '000
Assets			
Non-Current Assets			
Property, Plant and Equipment	10	1,012,757	957,734
Long-term investments	11	168,399	168,399
Trade and other receivables	12	274,362	274,362
Total non-current assets		1,455,518	1,400,495
Current Assets			
Inventories		1,303	612
Trade and other receivables	12	17,303	23,907
Taxation recoverable		1,986	-
Cash and cash equivalents		142,549	64,856
Total current assets		163,141	89,375
Total Assets		1,618,659	1,489,870
Equity and Liabilities			
Equity			
Stated capital	13	68,713	68,713
Capital reserves	14	925,148	873,704
Revenue reserves	15	587,641	511,295
Total Equity		1,581,502	1,453,712
Non-Current Liabilities			
Deferred tax liability	16	13,082	12,854
Retirement benefit obligations	17	2,830	3,542
Total non-current liabilities		15,912	16,396
Current Liabilities			
Trade payables and accruals	18	21,245	15,083
Taxation payable		-	4,679
Total current liabilities		21,245	19,762
Total Equity & Liabilities		1,618,659	1,489,870

Net assets per ordinary share (Rs.) **230.17** 211.57

I certify that these Financial Statements are in compliance with the requirements of the Companies Act No. 7 of 2007.

(Sgd.)

S. Karunasena

Deputy Chief Financial Officer

The Accounting Policies and Notes from pages 30 to 55 form an integral part of these Financial Statements.

The Board of Directors is responsible for the preparation and presentation of these Financial Statements.

Signed for and on behalf of the Managers,

Signed for and on behalf of the Board,

(Sgd.)

J. Mathavan

Director

(Sgd.)

H. Selvanathan

Chairman

(Sgd.)

P.C.P. Tissera

Director

Agro Harapan Lestari Sdn. Bhd.

25th April 2011

Statement of Changes in Equity

	Stated Capital	Capital Accretion Reserve	Currency Translation Reserve	Retained Profits	Total Equity
	Rs. '000	Rs. '000	Rs. '000	Rs. '000	Rs. '000
Balance as at 1st April 2009	68,713	802,289	2,008	429,481	1,302,491
Profit for the year	-	-	-	94,864	94,864
Final ordinary dividend - 2008/09	-	-	-	(22,332)	(22,332)
Adjustment on translation of Malaysian operations Financial Statements	-	71,415	7,274	-	78,689
Balance as at 31st March 2010	68,713	873,704	9,282	502,013	1,453,712
Balance as at 1st April 2010	68,713	873,704	9,282	502,013	1,453,712
Profit for the year	-	-	-	154,871	154,871
Final ordinary dividend - 2009/10	-	-	-	(82,457)	(82,457)
Adjustment on translation of Malaysian operations Financial Statements	-	51,444	3,932	-	55,376
Balance as at 31st March 2011	68,713	925,148	13,214	574,427	1,581,502

The Accounting Policies and Notes from pages 30 to 55 form an integral part of these Financial Statements.

Figures in brackets indicate deductions.

Cash Flow Statement

<i>For the year ended 31st March</i>		2011	2010
	Note	Rs. '000	Rs. '000
Cash Flows from Operating Activities			
Profit before taxation		191,682	121,039
Adjustments for:			
Other income	4	-	(15,180)
Depreciation on Property, Plant and Equipment	10	3,284	3,132
Provision for retirement benefit obligations	17	(476)	557
Finance expenses	6	-	48
Exchange differences in currency translation of Malaysian operations		3,251	6,119
Operating profit before working capital changes		197,741	115,715
Decrease/(Increase) in inventories		(691)	-
Decrease in trade and other receivables		6,604	3,826
Increase in trade payables and accruals		2,847	1,623
Cash generated from/(used in) operations		206,501	121,164
Finance costs paid	6	-	(48)
Tax paid		(43,253)	(23,952)
Retirement benefits obligations paid	17	(390)	-
Net cash (outflows)/inflows from operating activities		162,858	97,164
Cash Flows from Investing Activities			
Purchase of Property, Plant and Equipment	10	(6,023)	(185)
(Increase)/Decrease in long-term Inter Company receivables		-	(132,062)
Compensation on compulsory acquisition of land by the Government of Malaysia during the year 2002/03		-	109,500
Net cash used in investing activities		(6,023)	(22,747)
Cash Flows from Financing Activities			
Dividend paid - Ordinary		(79,142)	(21,541)
Net cash used in financing activities		(79,142)	(21,541)
Net (decrease)/increase in cash & cash equivalents		77,693	52,876
Cash & cash equivalents at the beginning of the year		64,856	11,980
Cash & cash equivalents at the end of the year (Note A)		142,549	64,856
Note A			
Cash & Cash Equivalents			
Cash and bank balances		26,494	8,191
Short-term deposits		116,055	56,665
		142,549	64,856

The Accounting Policies and Notes from pages 30 to 55 form an integral part of these Financial Statements.

Figures in brackets indicate deductions.

Notes to the Financial Statements

1. CORPORATE INFORMATION

1.1 General

Good Hope PLC (“Company”) is a public quoted company with limited liability, incorporated and domiciled in Sri Lanka. The registered office of the Company is located at No. 61, Janadhipathi Mawatha, Colombo 01 and the principal place of business is situated at Ladang Banting, Selangor, Malaysia.

1.2 Principal Activities and Nature of Operations

During the year, the principal activities of the Company were cultivation of oil palm and selling of fresh fruits and managing and holding of an investment portfolio.

1.3 Parent Entity and Ultimate Parent Entity

The Company’s parent entity is Goodhope Asia Holdings Ltd., incorporated in Singapore. In the opinion of the Directors, the Company’s ultimate parent undertaking and controlling party is CCPLC, which is incorporated in Sri Lanka.

1.4 Date of Authorization for Issue

The Financial Statements of Good Hope PLC for the year ended

31st March 2011 were authorized for issue in accordance with a resolution of the Board of Directors on 25th April 2011.

2. ACCOUNTING POLICIES

2.1 General

2.1.1 Statement of Compliance

The Financial Statements of Good Hope PLC comprise the Balance Sheet and the Statements of Income, Changes in Equity and Cash Flow, together with the Accounting Policies and Notes to the Financial Statements.

These Financial Statements are prepared in accordance with the Sri Lanka Accounting Standards (SLAS) laid down by the Institute of Chartered Accountants of Sri Lanka and also in compliance with the requirements of the Companies Act No. 7 of 2007.

2.1.2 Basis of Preparation

These Financial Statements of the Company are prepared under the historical cost convention except for the revaluation of freehold land in Malaysia as disclosed in Note 10 and unless otherwise indicated in these Financial Statements.

All the values presented in the Financial Statements are in Sri Lankan Rupee Thousands (Rs.'000) unless otherwise indicated.

2.1.3 Change in Accounting Policies and Comparative Information

The Accounting Policies have been consistently applied by the Company unless otherwise stated and are consistent with those used in the previous year and the previous year's figures and phrases have been rearranged wherever necessary to conform to the current year's presentation.

2.2. Summary of Significant Accounting Policies

2.2.1 Conversion of Foreign Currencies

(I) Presentation Currency

The Financial Statements are presented in Sri Lankan Rupees.

(II) Investment Operations in Sri Lanka

The functional currency of the investment operations in Sri Lanka is Sri Lankan Rupees. Transactions in foreign currencies are initially translated into functional currency using the exchange rate ruling at the date of the transaction.

Monetary assets and liabilities denominated in foreign currencies

as at the Balance Sheet date are translated at the functional currency rate of exchange ruling at that date. The exchange differences arising on translation are taken to the Income Statement.

(III) Operations in Malaysia

The functional currency of the foreign operations in Malaysia is the Malaysian Ringgit. As at the reporting date, the assets and liabilities of the Malaysian operations are translated into the presentation currency (Sri Lankan Rupees) at the rate of exchange ruling at the Balance Sheet date and the items in the Income Statement are translated at the average exchange rate for the period. The exchange differences arising on the translation are taken directly to the Currency Translation Reserve in the Statement of Changes in Equity.

2.2.2 Taxation

(i) Current Taxes

The Company's liability to taxation is computed in accordance with the provisions of the Inland Revenue Act, No. 10 of 2006 and the subsequent amendments thereto. Full consideration is given

Notes to the Financial Statements

to the tax laws prevailing in the countries of incorporation and operation.

Liability to taxation of the Company is made after claiming relief available in terms of the Double Taxation Agreement entered into between the Governments of Malaysia and Sri Lanka.

(ii) Deferred Taxation

Deferred tax is provided on temporary differences at the Balance Sheet date between the tax bases of assets and liabilities and their carrying amounts for financial reporting purposes. Deferred tax liabilities are recognized for all temporary differences, except:

- Where the deferred tax liability arises from the initial recognition of goodwill or of an asset or liability in a transaction that is not a business combination and at the time of the transaction, affects neither the accounting profit nor the taxable profit.

Deferred tax assets are recognized for all deductible differences, carry forward of unused tax credits and unused tax losses, to the extent

that it is probable that taxable profits will be available against which the deductible temporary differences and the carry forward of unused tax credits and unused tax losses can be utilized, except:

- Where the deferred tax assets relating to the deductible temporary differences arises from the initial recognition of an asset or liability in a transaction that is not a business combination and at the time of the transaction, affects neither the accounting profit nor the taxable profit.

The carrying amount of deferred tax assets are reviewed at each Balance Sheet date and reduced to the extent that it is no longer probable that sufficient taxable profits will be available to allow the deferred tax assets to be utilized. Unrecognized deferred tax assets are re-assessed at each Balance Sheet date and are recognized to the extent that it has become probable that future taxable profits will allow the deferred tax assets to be recovered.

Deferred tax assets and liabilities are measured at the tax rates that are expected to apply in the year when the assets are realized or the

liabilities are settled, based on tax rates and tax laws that have been enacted or substantially enacted at the Balance Sheet date.

Current tax and deferred tax relating to items recognized directly in equity are also recognized in equity and not in the Income Statement.

Deferred tax assets and liabilities are set off if a legally enforceable right exists to set off current tax assets against current tax liabilities and the deferred taxes relate to the same taxable entity and the same taxation authority.

2.2.3 Borrowing Costs

All borrowing costs are recognized as an expense in the period in which they are incurred, unless they are incurred in respect of qualifying assets in which case they are capitalized.

2.2.4 Events Occurring after the Balance Sheet Date

The materiality of the events occurring after the Balance Sheet date is considered and appropriate adjustments or disclosures are made in the Financial Statements.

2.3. Assets and Bases of their Valuation

Assets classified as current assets in the Balance Sheet are cash and those which are expected to be realized in cash during the normal operating cycle of the Company's business or within one year from the Balance Sheet date.

Assets other than current assets are those which the Company intends to hold beyond a period of one year from the Balance Sheet date.

2.3.1 Property, Plant & Equipment and Depreciation

(i) Valuation

Property, Plant & Equipment are stated at cost or valuation less accumulated depreciation, provided on the basis stated in (iii) below.

(ii) Cost

Cost of Property, Plant & Equipment is the cost of acquisition or construction together with any expenses incurred in bringing the assets to its working condition for its intended use.

Notes to the Financial Statements

Expenditure incurred for the purpose of acquiring, extending or improving assets of a permanent nature by means of which to carry on the business or to increase the earning capacity of the business has been treated as capital expenditure.

(iii) Depreciation

The provision for depreciation is calculated by using a straight line method on the cost or valuation of all Property, Plant & Equipment other than freehold land, in order to write off such amounts over the estimated useful lives. The principal annual rates used are:

	No. of Years
<u>Freehold buildings</u>	<u>20</u>
<u>Plant & machinery</u>	<u>10</u>
<u>Furniture, fittings & office equipment</u>	<u>8</u>
<u>Motor vehicles</u>	<u>4</u>
<u>Mature plantation</u>	<u>30</u>
<u>Roads & Bridges</u>	<u>50</u>

No depreciation is provided on freehold land and immature plantation.

Depreciation of an asset begins when it is available for use whereas depreciation of an asset

is ceased at the earlier of the date that the asset is classified as held for sale and the date that the asset is derecognized.

The appropriateness of useful lives of the assets and the residual values are assessed annually.

An asset's carrying amount is written down immediately to its recoverable amount if the asset's carrying amount is greater than its estimated recoverable amount.

(iv) Construction-in-Progress

Construction-in-progress is transferred to the respective asset accounts at the time of the first utilization of the asset or at the time the asset is commissioned.

(v) Plantations

(a) **Permanent Land Development Costs**
Land development costs incurred in respect of developing the land for cultivation which are permanent in nature, are capitalized.

(b) **Limited Life Land Development Costs**

Limited life land development costs incurred in respect of new planting, replanting, inter-planting and crop diversifying including

infilling cost of the oil palm plantation are capitalized in accordance with the Sri Lanka Accounting Standard No. 32.

The limited life land development costs are amortized over the estimated productive lives of the commercial harvest which has the following characteristics:

Time lag between planting and commercial harvesting is three years, during which period no depreciation is charged.

Duration of commercial harvesting is thirty years.

(c) Revaluation of Land

Revaluation of the freehold land in Malaysia is carried out at least once in every five years in order to ensure that the book values reflect the market value. Any surplus or deficit arising therefrom is adjusted through the Capital Accretion Reserve.

2.3.2 Investments

(i) Classification

Investments in subsidiaries and associate companies of the Goodhope Asia Holdings Group are classified as long-term

investments. Other investments which are held for yield or capital appreciation are also classified as long-term investments. All other investments are classified as short-term investments.

(ii) Valuation

All long-term investments including unquoted investments are stated in the Balance Sheet at cost, where the cost of the investment is the cost of acquisition inclusive of brokerage fees, duties and bank fees less any amounts written off to reflect any permanent diminution in value of such investments.

The carrying amount of long-term investments is reduced to recognize a decline other than temporary in the value of investments, determined on an individual investment basis.

(iii) Market Value/Valuation of the Investment Portfolio

The market values of the investment portfolio is based on the following:

(a) Marketable Equity Securities are stated at the values published in the Official Valuation List of the

Notes to the Financial Statements

Colombo Stock Exchange as at the Balance Sheet date. Where an official valuation is not available the market value is stated at the last transacted price.

(b) Unquoted investments are stated at cost unless otherwise stated.

2.3.3 Inventories

Inventories except for fresh fruit bunches are stated at cost or net realizable value whichever is lower, after making due allowance for obsolete and slow moving items. Fresh fruit bunches are stated at Since Realized Values.

The value of consumables is determined on a weighted average cost basis.

2.3.4 Trade and Other Receivables

Trade and other receivables are stated at the amounts estimated to be realized. Where necessary, provisions are made for bad and doubtful debts.

Other receivables and dues from related parties are recognized at cost less allowances for bad and doubtful receivables.

2.3.5 Cash & Cash Equivalents

For the purposes of the Cash Flow Statement, cash & cash equivalents comprise of cash at banks and in hand, short-term deposits with banks, net of bank overdrafts and overnight borrowings.

Interest paid and received and dividend received are classified as operating cash flows while dividend paid are classified as financing cash flows for the purpose of presentation of Cash Flow Statement, reported based on the indirect method.

Short term deposits in the Balance Sheet comprise short term deposits with an original maturity of three months or less.

2.3.6 Impairment of Non Financial Assets

The Company assesses at each reporting date whether there is an indication that an asset may be impaired. If any such indication exists, or when annual impairment testing for an asset is required, the Company makes an estimate of the asset's recoverable amount.

An asset's recoverable amount is the higher of an asset's or cash

generating unit's fair value less costs to sell and its value in use and is determined for an individual asset, unless the asset does not generate cash inflows that are largely independent of those from other assets or groups of assets. Where the carrying amount of an asset exceeds its recoverable amount, the asset is considered impaired and is written down to its recoverable amount.

2.4. Liabilities and Provisions

Liabilities classified as current liabilities in the Balance Sheet are those obligations payable on demand or within one year from the Balance Sheet date. Items classified as non-current liabilities are those obligations which become payable beyond a period of one year from the Balance Sheet date.

All known liabilities have been accounted for in preparing these Financial Statements. Provisions and liabilities are recognized when the Company has a legal or constructive obligation as a result of past events and it is probable that an outflow of economic benefits will be required to settle the obligation.

2.4.1 Retirement Benefit Obligations

(i) Defined Benefit Plans - Retirement Gratuity

Gratuity is a defined benefit plan. The Company is liable to pay gratuity in terms of relevant statute.

The Company's operations in Malaysia are liable to pay Retirement Gratuity where employees have served in the Company's operations in Malaysia for more than five years and fulfilling the conditions in the Malaysian Agricultural Producers' Association and National Union Plantation Worker's Agreements.

In order to meet this liability, a provision is carried forward in the Balance Sheet in a manner computed using the prescribed formulae in Appendix E of SLAS 16 (Revised).

The resulting difference between brought forward provision at the beginning of the year, net of any payment made and the carried forward provision at the end of a year, is dealt with in the Income Statement.

Notes to the Financial Statements

The gratuity liability is not funded.

(ii) Defined Contribution Plans - EPF

All employees who are eligible for Defined Provident Fund contributions in Malaysia are covered by relevant contribution funds in line with the relevant statutes.

Employer's contribution to the Provident Fund covering the employees is recognised as an expense in the Income Statement in the period in which it is incurred.

2.4.2 Capital Commitments and Contingencies

All material capital commitments and contingent liabilities which exist as at the Balance Sheet date are disclosed in the respective notes to the Financial Statements.

2.5 Income Statement

2.5.1 Revenue

Revenue represents proceeds from sale of fresh fruit bunches from Malaysian operations and investment income from Sri Lankan operations.

2.5.2 Revenue Recognition

Revenue is recognised to the extent that it is probable that the

economic benefits will flow to the Company and the revenue and associated costs incurred or to be incurred can be reliably measured. Revenue is measured at the fair value of the consideration received or receivable net of trade discounts and sales taxes. The following specific criteria are used for the purpose of recognition of revenue:

Sale of fresh fruit bunches - upon delivery and acceptance by customers.

Dividend income - when the shareholders' right to receive dividend is established.

Interest income - accrued on a time proportionate basis.

Other income - on an accrual basis.

Net gains and losses of a revenue nature, resulting from disposal of Property, Plant and Equipment have been accounted for in the Income Statement.

Gains or losses on the disposal of investments are accounted for in the Income Statement on the basis of realized net profit.

2.5.3 Expenditure Recognition

The expenses are recognized on an accrual basis. All expenditure incurred in the ordinary course of business and in maintaining the Property, Plant & Equipment in a state of efficiency has been charged to income in arriving at the profit for the year.

For the purpose of presentation of the Income Statement the Directors are of the opinion that "function of expenses" method presents fairly the elements of the Company's performance, and hence such presentation method is adopted.

2.6 Segment Reporting

A segment is a distinguishable component of the Company that is engaged either in providing a product or service (Industry Segment), or in providing a product or service within a particular economic environment (Geographical Segment), which is subject to risks and rewards that are different from those of other segments. Segment information for identifiable operating units of the Company is disclosed in Note 19 on page 50 to the Financial Statements.

The primary segment of the Company is considered as Industry Segment.

2.7 Related Party Disclosures

Disclosures are made in respect of related party transactions in accordance with SLAS 30.

2.8 Critical Accounting Estimates and Judgements

The preparation of Financial Statements in conformity with SLAS, requires management to make judgments, estimates and assumptions that affect the application of accounting policies and the reported amounts of assets, liabilities, income and expenses.

The estimates and underlying assumptions are based on historical experience and various other factors that are believed to be reasonable under the circumstances, the results of which form the basis of making the judgments about the carrying amount of assets and liabilities that are not readily apparent from other sources. The estimates and underlying assumptions are reviewed on an ongoing basis. Revisions to accounting estimates

Notes to the Financial Statements

are recognized in the period in which the estimate is revised if the revision affects only that period or in the period of the revision and future periods if the revision affects both current and future periods.

Estimates/Judgments made by management in the application of SLAS that have a significant effect on the financial statements are mentioned below.

	Policy	Note
Property, Plant & Equipment Valuation		
and Depreciation	2.3.1	10
Deferred Tax	2.2.2	16
Impairment of Assets	2.3.6	-
Employee Benefit Liabilities	2.4.1	17
Long-Term Investments	2.3.2	11

2.9 Effect of Sri Lanka Accounting Standards Issued but not yet Effective:

i) The following standards have been issued by the Institute of Chartered Accountants of Sri Lanka.

- Sri Lanka Accounting Standard 44 Financial Instruments; Presentation (SLAS 44)

- Sri Lanka Accounting Standard 45 Financial Instruments; Recognition and Measurement (SLAS 45)

- Sri Lanka Accounting Standard 39 Share Based Payments (SLAS 39)

The effective date of SLAS 44, 45 and 39 was changed during the year to be effective for financial periods beginning on or after 1st January 2012. These three standards have been amended and forms a part of the new set of financial reporting standards mentioned under note (ii) below.

(ii) Following the convergence of Sri Lanka Accounting Standards with the International Financial Reporting Standards, the Council of the Institute of Chartered Accountants of Sri Lanka has adopted a new set of financial reporting standards that would apply for financial periods beginning on or after 1st January 2012. The application of these financial reporting standards is substantially different to the prevailing standards.

<i>For the year ended 31st March</i>		2011	2010
		Rs. '000	Rs. '000
3. REVENUE			
Oil Palm:			
Sale of fresh fruit bunches		216,628	157,317
Investment:			
Dividend income		38,855	7,557
Interest income		1,503	370
		256,986	165,244
4. OTHER OPERATING INCOME AND GAINS			
Other income		16	-
Interest received on late payment of land compensation		-	15,180
		16	15,180
5. PROFIT BEFORE FINANCE EXPENSES			
is stated after charging all expenses including the following:			
Depreciation (Note 10)		3,284	3,132
Management and professional fees		2,208	2,054
Auditors' remuneration		731	604
Directors' fees		250	300
Personnel costs (Note 5.1)		17,050	16,445
5.1 Personnel Costs			
Salaries, wages and other staff related expenses		15,798	14,236
Defined contribution plan expenses - EPF		1,728	1,652
Retirement benefit obligations (Note 17)		(476)	557
		17,050	16,445
6. FINANCE EXPENSES			
Interest on overdraft		-	48
		-	48
7. TAXATION			
7.1 Current Income Tax			
Tax on current year profit (Note 7.2)		36,587	29,829
Deferred Income Tax			
Provision /(Reversal) during the year (Note 16)		224	(3,654)
		36,811	26,175

Notes to the Financial Statements

<i>For the year ended 31st March</i>	2011	2010
	Rs. '000	Rs. '000

7.2 Reconciliation of Accounting Profits with Taxable Profits

Profit before taxation	191,682	121,039
Less: Aggregate of dividend income and FCBU interest income	(40,331)	(23,056)
Aggregate of tax allowable claims	(3,371)	(640)
Investment/interest income	(28)	(51)
Add: Aggregate of tax disallowable expenses	5,751	4,639
Tax adjusted profit from operations	153,703	101,931
Add: Investment/interest income	28	51
Taxable income	153,731	101,982

Taxation in Sri Lanka

Taxation on operational profits	23,055	15,290
Taxation on investment/interest income	10	18
Social Responsibility Levy	345	269
Previous year over provision	(84)	-
	23,326	15,577
Tax credits claimed [Note 7.3 (b)]	(23,055)	(15,290)
Taxation in Malaysia	36,316	29,542
Total Tax Charge	36,587	29,829

7.3 Taxation of Profits

- (a) The provision for taxation on profits from plantation activities is based on the Company's liability to income tax in Malaysia.

Profits from plantation activities are liable to tax in Malaysia at a rate of 25% (2010: 25%). During the year ended 31st March 2011, as provided for under Section 46 of the Inland Revenue Act No. 10 of 2006 and amendments thereto, these profits are liable to tax in Sri Lanka at 15% (2010: 15%).

- (b) In terms of the double tax treaty agreement entered into between governments of Sri Lanka and Malaysia, the Company is entitled to claim credit for tax paid in Malaysia, when calculating the Company's tax liability in Sri Lanka on profits Malaysia.
- (c) In terms of Section 9 & 10 of the Inland Revenue Act No. 10 of 2006 and amendments thereto, dividend and interest income received from Malaysia is exempt from income tax.
- (d) The Company is liable to pay 1.5% of income tax as a Social Responsibility Levy (2010: 1.5%).
- (e) Profits of the Company, other than such referred to in Note 7.3 (a) and (c) are liable to tax at a rate of 35% (2010: 35%).

7.4 Dividend

Proposed dividend distribution would consist of a distribution of operational profits and a redistribution of dividend income. Redistribution of dividend income received from an already taxed source would not be liable to dividend tax.

8. EARNINGS PER ORDINARY SHARE

The calculation of Earnings Per Ordinary Share of Rs. 22.54 (2010: Rs. 13.81) is based on the profit after taxation over the weighted average number of ordinary shares in issue during the year.

The amounts used in calculating Earnings Per Ordinary Share are as follows:

<i>For the year ended 31st March</i>	2011	2010
	Rs.	Rs.
Amount used as the Numerator		
Net profit after taxation	154,870,482	94,864,000
Net profit attributable to ordinary shareholders	154,870,522	94,864,000
Number of ordinary shares used as the Denominator (Note 13)	6,871,307	6,871,307
Earnings Per Ordinary Share (Rs.)	22.54	13.81

<i>For the year ended 31st March</i>	2011	2010
	Rs. '000	Rs. '000

8.1 Dividend Paid or Proposed

Final Dividend for 2010: Rs. 12 per share

(2009: Rs. 3.25 per share)

82,456 22,332

Proposed for approval at AGM (not recognized as a liability as at 31st March 2011)

Rs. 14.05 per share (2010: Rs. 12 per share)

96,542 82,456

Dividend per share is calculated by considering both proposed and interim paid dividend during the year.

9. FOREIGN CURRENCY TRANSLATION

The accounting policy of foreign currency translation is shown under Note 2.2.1 of the summary of significant accounting policies. The principal exchange rates used for conversion of foreign currency balances are as follows:

<i>As at 31st March</i>	Closing Rate	
	2011	2010
	Rs.	Rs.
Malaysian Ringgit	36.47	34.92
Sterling Pound	177.96	171.88
US Dollar	110.46	114.00

Notes to the Financial Statements

10. PROPERTY, PLANT & EQUIPMENT

	Freehold Land	Buildings	Furniture, Plant & Machinery	Fittings and Equipment	Motor Vehicles	Mature Plantation	Immature Plantation	31st March 2011	31st March 2010
	Rs. '000	Rs. '000	Rs. '000	Rs. '000	Rs. '000	Rs. '000	Rs. '000	Rs. '000	Rs. '000
Cost/Valuation									
Beginning of the year	896,480	11,908	1,418	3,362	4,832	65,833	-	983,833	909,913
Additions	-	401	46	-	4,085	-	1,491	6,023	185
Currency translation	51,880	616	83	194	251	-	-	53,024	73,736
End of the year	948,360	12,925	1,547	3,556	9,168	65,833	1,491	1,042,880	983,834
Depreciation									
Beginning of the year	-	3,899	1,043	2,715	4,750	13,694	-	26,101	22,010
Charge for the year	-	509	78	335	170	2,192	-	3,284	3,132
Currency translation	-	237	62	164	276	-	-	739	958
End of the year	-	4,645	1,183	3,214	5,196	15,886	-	30,124	26,100
Net Book Value As at 31st March 2011	948,360	8,280	364	342	3,972	49,947	1,491	1,012,756	-
As at 31st March 2010	896,480	8,009	375	646	83	52,140	-	-	957,734

10. PROPERTY, PLANT & EQUIPMENT (Contd.)

- (i) The carrying value of the freehold land, if the asset was carried at historical cost would be Rs. 58 mn (2010: Rs. 58 mn).
- (ii) Property, Plant & Equipment includes fully depreciated assets having a gross carrying amount of Rs. 8.40 mn (2010: Rs. 7.99 mn)
- (iii) In 2002, a portion of freehold land (9.9 Ha) was compulsorily acquired by the Government of Malaysia pursuant to Land Acquisition Act 1960.

The Government awarded RM 2,974,442 as compensation in 2007 and an appeal was made against the said award by the Company claiming RM 7,456,500 including claims for compensation for damages caused by severance, injurious affection etc. The Court delivered the final decision on this matter in favor of the Company on 12th April 2011 by awarding a sum of RM 240,000 for the severance claim and interest at 8% per annum from the date of possession (from April 2002) as final compensation. In line with the Company's policy, compensation will be accounted for only upon receipt of confirmation by the Government.

The Company filed a further claim in July 2010 to recover the outstanding late payment charges. The late payment charges that the Government should have paid to the Company was RM 1,764,129.35, though the Government paid only RM 455,048.89. The outstanding amount is RM 1,309,080.46 together with the interest accrued thereon at 8% per annum. This matter will be taken up on 18th May 2011 for further case management.

- (iv) The freehold land in Malaysia was revalued on an existing use basis as at 31st March 2009 by an independent valuer Encik W. M. Malik, member of the Institution of Surveyors, Malaysia, a partner with W. M. Malik & Kamaruzaman. The Company has obtained a confirmation of the value of freehold land as at 31st March 2011 from the same valuer, and the carrying value approximates its fair value.
- (v) Total revaluation surplus over the book value has been credited to the Capital Accretion Reserve and included under Capital Reserves.
- (vi) Depreciation of mature plantation commences three years after capitalizing limited life land development cost.
- (vii) The freehold land situated in Malaysia has been charged to Standard Chartered Bank, Singapore to secure credit facilities obtained by the immediate holding company, Goodhope Asia Holdings Ltd. in order to facilitate the Group's expansion program of the plantation asset base, which includes PT Agro Indomas and PT Agro Bukit and refinance the Group's debt obligation in Note 21 on page 52.
- (vi) All Property, Plant & Equipment are located in Malaysia.

Notes to the Financial Statements

11. INVESTMENTS 11.1 Movements in Long-Term Investments

	Quoted Related Rs. '000	Unquoted Related Rs. '000	Total as at 31st March 2011 Rs. '000	Total as at 31st March 2010 Rs. '000
Beginning of the year (cost)	76,567	91,832	168,399	168,399
End of the year (Note 11.2)	76,567	91,832	168,399	168,399

11.2 Investment Portfolio Long-Term Investments

	2011		2010		
	No. of Shares	Cost valuation Rs. '000	Market value/ Directors' valuation Rs. '000	No. of Shares	Market value/ Directors' valuation Rs. '000
QUOTED INVESTMENTS - RELATED					
Oil Palm					
Shalimar (Malay) PLC	215,136	76,567	178,348	215,136	76,567
Total investment in quoted related companies		76,567	178,348		76,567
UNQUOTED INVESTMENTS - RELATED					
Foreign Company					
Shalimar Developments Sdn. Bhd.	525,652	91,832	91,832	525,652	91,832
Total investment in unquoted related companies		91,832	91,832		91,832
TOTAL INVESTMENT PORTFOLIO		168,399	270,180		168,399
					230,595

The market value of the Company's investment portfolio has been obtained from the Official Valuation List as at 31st March 2011 and 2010 published by the Colombo Stock Exchange. Provisions have not been made for temporary fluctuations in market prices of long-term investments.

* The investments are reflected at cost.

12. TRADE AND OTHER RECEIVABLES

<i>As at 31st March</i>	2011	2010
	Rs. '000	Rs. '000
12.1 Trade and Other Receivables - Current		
Trade receivables	16,547	23,492
Advance and other receivables	756	415
	17,303	23,907
12.2 Trade and Other Receivables - Non-Current		
Other Receivables - Related Companies		
	Relationship	
Shalimar Developments Sdn. Bhd.*	Fellow Subsidiary	
	274,362	274,362
	274,362	274,362

* These advances are non-interest bearing and pending capitalization in the future.

Notes to the Financial Statements

<i>As at 31st March</i>	2011 Rs. '000	2010 Rs. '000
13. STATED CAPITAL		
Issued and Fully Paid		
Ordinary		
6,871,307 Ordinary Shares	68,713	68,713
	68,713	68,713
14. CAPITAL RESERVES		
Capital accretion reserve	925,148	873,704
	925,148	873,704
15. REVENUE RESERVES		
Currency translation reserve	13,214	9,282
Retained profits	574,427	502,013
End of the year	587,641	511,295

The movements of the above reserves are given in the Statement of Changes in Equity.

16. DEFERRED TAX ASSETS, LIABILITIES AND INCOME TAX

<i>As at 31st March</i>	Balance Sheet		Income Statement	
	2011 Rs. '000	2010 Rs. '000	2011 Rs. '000	2010 Rs. '000
Deferred Tax Liability				
Deferred Tax on Property, Plant & Equipment	1,328	959	369	(211)
Deferred Tax on mature and immature plantation	12,859	13,035	(175)	(2,859)
	14,187	13,994	194	(3,070)
Deferred Tax Assets				
Defined Benefit Plans	(682)	(873)	191	(278)
Provision for Ex-Gratia	(467)	(306)	(161)	(306)
	(1,149)	(1,179)	30	(584)
Effect of Exchange Rate movement	44	39		
Deferred Income Tax income/ (Expenses)	-	-	224	(3,654)
Net Deferred Tax Liability	13,082	12,854	-	-

<i>As at 31st March</i>	2011	2010
	Rs. '000	Rs. '000

17. RETIREMENT BENEFIT OBLIGATIONS

17.1 Provision during the year	374	423
Interest charge for the year	142	111
(Gain)/loss arising from the change in assumptions	(992)	23
	(476)	557
17.2 Beginning of the year	3,542	2,780
Charge for the year	374	423
(Gain)/Loss arising from changes in the assumptions	(992)	23
Interest charge for the year	142	111
Exchange loss	154	205
Paid for the year	(390)	-
End of the year	2,830	3,542

The Company has calculated the defined benefit plan gratuity in accordance with the formula method as described in Appendix (E) of SLAS 16 (Revised) for the year ended 31st March 2011 and 31st March 2010. Appropriate and compatible assumptions were used in determining the liability of retirement benefits. The principle assumptions used were as follows:

	2011	2010
Discount Rate	4%	4%
Future Salary Increment Rate	3%	3%
Staff Turnover	13%	13%

18. TRADE PAYABLES AND ACCRUALS

<i>As at 31st March</i>	2011	2010
	Rs. '000	Rs. '000
Trade creditors	-	6,583
Accrued expenses	12,871	3,510
Unclaimed dividend	8,305	4,990
Other Creditors - Amounts due to Related Company		
	Relationship	
Carsons Management Services (Pvt) Ltd.	Group Company	
	69	-
	21,245	15,083

Notes to the Financial Statements

19 SEGMENTAL REPORTING (A) INDUSTRY

	Palm Oil		Investments		Company	
	2011	2010	2011	2010	2011	2010
	Rs. '000	Rs. '000	Rs. '000	Rs. '000	Rs. '000	Rs. '000
Revenue						
External revenue	216,628	157,317	40,359	7,927	256,986	165,244
	216,628	157,317	40,359	7,927	256,986	165,244
Result						
Segment result	155,642	114,038	36,040	7,049	191,682	121,087
Finance expenses	-	-	-	(48)	-	(48)
Taxation	(36,539)	(25,888)	(272)	(287)	(36,811)	(26,175)
	119,103	88,150	35,768	6,714	154,871	94,864
Other Information						
Segment assets	1,155,462	984,628	463,197	505,242	1,618,659	1,489,870
Segment liabilities	27,969	30,119	9,188	5,839	37,157	36,158
Capital expenditure	6,023	185	-	-	6,023	185
Depreciation	3,284	3,132	-	-	3,284	3,132
Retirement benefits/(charge)	(476)	557	-	-	(476)	557

(B) GEOGRAPHICAL

	Malaysia		Sri Lanka		Company	
	2011	2010	2011	2010	2011	2010
	Rs. '000	Rs. '000	Rs. '000	Rs. '000	Rs. '000	Rs. '000
Revenue						
External revenue	216,628	157,317	40,359	7,927	256,986	165,244
	216,628	157,317	40,359	7,927	256,986	165,244
Result						
Segment result	155,642	114,038	36,040	7,049	191,682	121,087
Finance expenses	-	-	-	(48)	-	(48)
Taxation	(36,539)	(25,888)	(272)	(287)	(36,811)	(26,175)
	119,103	88,150	35,768	6,714	154,871	94,864
Other Information						
Segment assets	1,155,462	984,628	463,197	505,242	1,618,659	1,489,870
Segment liabilities	27,969	30,319	9,188	5,839	37,157	36,158
Capital expenditure	6,023	185	-	-	6,023	185
Depreciation	3,284	3,132	-	-	3,284	3,132
Retirement benefits/(charge)	(476)	557	-	-	(476)	557

Notes to the Financial Statements

20. CONTRACTS FOR CAPITAL EXPENDITURE

There were no material contracts for capital expenditure as at the Balance Sheet date.

21. ASSETS PLEDGED

There were no assets pledged other than the disclosure made under Note 23 of these Financial Statements.

22. EVENTS OCCURRING AFTER THE BALANCE SHEET DATE

22.1 Voluntary Offer

CCPLC and BDPLC (referred to as the Offerors) indicated their interest to make an offer to the shareholders of Good Hope PLC to acquire the minority shareholding of the Company that are currently not held by the Offerors. Goodhope Asia Holdings Ltd., presently holds the controlling interests in Good Hope PLC.

The terms of the offers are such that the Offerors will purchase all of the issued shares of the Good Hope PLC, i.e. the minority shareholdings which are not already owned by the Offerors or Goodhope Asia Holdings Ltd., (GHL). The Offer opened on 18th March 2011, remained open for 21 days and closed on 7th April 2011. Subsequent to the completion of the aforesaid offers, the Offerors intend to eventually transfer the shares acquired from Good Hope PLC via the offer to Goodhope Asia Holdings Ltd.

22.2 Proposed Dividend

After satisfying the solvency test in accordance with Section 57 Of the Companies Act No. 7 of 2007, the Directors recommended the payment of first and final dividend of Rs. 14.05 per share for the year ended 31st March 2011. However, in accordance with Sri Lanka Accounting Standard No. 12 (Revised 2005) - Events After the Balance Sheet Date, this proposed first and final dividend has not been recognized as a liability as at 31st March 2011. This would result in a total outflow of Rs. 96.54 mn subject to approval at the forthcoming Annual General Meeting.

There were no circumstances which required adjustment to or disclosures in these Financial Statements other than that disclosed above, and in Note 10 (iii) on page 45.

23. CONTINGENT LIABILITIES

There are no material contingent liabilities other than the following as at the Balance Sheet date of 31st March 2011.

Malaysian plantation properties of Indo-Malay PLC and Selinsing PLC were charged as security to Standard Chartered Bank Singapore to secure a financing facility under Goodhope Asia Holdings Ltd., the Company's parent, in order to facilitate the Group expansion programme of the plantation asset base and to refinance the Group's existing debt obligations.

An internal arrangement was established to ensure equitability amongst the four Malaysian plantation companies (Indo-Malay PLC, Selinsing PLC, Good Hope PLC, and Shalimar Malay PLC), with each of the four Malaysian plantation companies counter guaranteeing the combined liability that would crystallize in the event of a successful claim on properties mortgaged by Indo-Malay PLC and Selinsing PLC. As such total loss incurred by Good Hope PLC in the event of a successful claim is limited to 25% of the combined loss.

24. RELATED PARTY DISCLOSURES

24.1 Transactions with Related Companies

	Name of the Company	Relationship	Nature of Transaction	Transaction Value During the Year	Amounts Outstanding As at 31st March
				Rs. '000	Rs. '000
2011					
1	Agro Harapan Lestari Sdn. Bhd. (AHLSB)	Fellow Subsidiary	Management fees, technical support services, sales commission and performance incentive	13,618	-
2	Shalimar Developments Sdn. Bhd. (SDSB)	Fellow Subsidiary	Long-term net (borrowings)/lending Dividend income	36,919	274,362
3	Shalimar (Malay) PLC	Fellow Subsidiary	Dividend income	1,936	-
4	Goodhope Asia Holdings Ltd.	Immediate Parent	Dividend paid	65,494	-
5	Carson Management Services (Pvt) Ltd.	Group Company	Secretarial Expenses	659	(69)
6	AHL Business Solutions (Pvt) Ltd.	Fellow Subsidiary	Data processing fee	878	-
TOTAL amounts due to Related Parties				-	(69)
TOTAL amounts due from Related Parties				-	274,362

Notes to the Financial Statements

24.1 Transactions with Related Companies (Contd.)

Name of the Company	Relationship	Nature of Transaction	Transaction Value During the Year Rs. '000	Amounts Outstanding As at 31st March Rs. '000
2010				
1 Agro Harapan Lestari Sdn. Bhd. (AHL SB)	Fellow Subsidiary	Management fees, technical support services, sales commission and performance incentive	10,135	-
2 Carson Cumberbatch PLC (CCPLC)	Ultimate Parent	Short-term net (borrowings)/lending	22,085	-
3 Shalimar Developments Sdn. Bhd. (SDSB)	Fellow Subsidiary	Long-term net (borrowings)/lending*	132,061	274,362
4 Shalimar Malay PLC	Fellow Subsidiary	Dividend income	7,557	-
5 Goodhope Asia Holdings Ltd.	Immediate Parent	Dividend paid	17,577	-
6 Carson Management Services (Pvt) Ltd.	Group Company	Expenses incurred on behalf of Company	96	(96)
TOTAL amounts due to Related Parties			-	(96)
TOTAL amounts due from Related Parties			-	274,362

* These advances are non-interest bearing and pending capitalisation in the future

There were no material related party transactions other than those disclosed above and Notes 11, 23, 18 and 12

24.2 Compensation to Key Management Personnel

<i>For the year ended 31st March</i>	2011	2010
	Rs. '000	Rs. '000
Emoluments/Fees	250	300

Key management personnel of the Company are members of its Board of Directors and that of its Parent and Ultimate Parent.

24.3 No material transactions have taken place during the year with the parties/entities in which key management personnel or their close family members have control, joint control or significant influence, which require disclosure in these Financial Statements other than those disclosed under Notes 24.1 on page 53 and 24.2 above.

24.4 Off Balance Sheet Items

Guarantees made on behalf of Goodhope Asia Holdings Ltd., has been mentioned in Note 23 on page 52.

Five Year Summary

<i>For the year ended 31st March</i>	2011	2010	2009	2008 (Restated)	2007
	Rs. '000	Rs. '000	Rs. '000	Rs. '000	Rs. '000

Operating Results

Revenue	256,986	165,244	168,685	187,508	76,349
Profit before taxation	191,682	121,039	104,297	242,175	29,412
Taxation	(36,811)	(26,175)	(26,868)	(33,440)	(7,690)
Profit for the year	154,871	94,864	77,429	208,735	21,722
Dividend Paid - Ordinary	82,457	22,332	26,523	21,188	6,871

<i>As at 31st March</i>	2011	2010	2009	2008	2007
-------------------------	-------------	------	------	------	------

Balance Sheets

Assets

Non-Current Assets

Property, Plant & Equipment	1,012,757	957,734	887,903	941,236	869,600
Long-term investments	168,399	168,399	168,399	168,399	168,399
Trade and other receivables	274,362	274,362	142,300	80,691	1,894
	1,455,518	1,400,495	1,198,602	1,190,326	1,037,999

Current assets

	163,141	89,375	136,273	171,510	59,864
Total Assets	1,618,659	1,489,870	1,334,875	1,361,836	1,099,757

Equity and Liabilities

Stated capital	68,713	68,713	68,713	68,713	68,713
Reserves	1,512,789	1,384,999	1,233,778	1,246,510	980,331
	1,581,502	1,453,712	1,302,491	1,315,223	1,049,044

Non-Current Liabilities

Deferred tax liability	13,082	12,854	16,463	16,641	17,055
Retirement benefit obligations	2,830	3,542	2,780	2,309	1,156
	15,912	16,396	19,243	18,950	18,211

Current liabilities

	21,245	19,762	13,141	27,663	32,502
Total Equity and Liabilities	1,618,659	1,489,870	1,334,875	1,361,836	1,099,757

<i>For the year ended 31st March</i>	2011	2010	2009	2008	2007
--------------------------------------	-------------	------	------	------	------

Cash Flow Statements

Net cash (outflows)/inflows from operating activities	162,858	97,165	61,125	25,182	16,928
Net cash (outflows)/inflows from investing activities	(6,023)	(22,747)	(66,343)	37,279	(6,260)
Net cash used in financing activities	(79,142)	(21,541)	(25,393)	(20,216)	(561)
Net (decrease)/increase in cash & cash equivalents	77,693	52,877	(30,611)	42,245	10,107

<i>For the year ended 31st March</i>	2011	2010	2009	2008 (Restated)	2007
--------------------------------------	-------------	------	------	--------------------	------

Ratios and Statistics

Return on ordinary

shareholders' funds (%)	9.79	6.53	5.94	15.87	2.07
Current ratio (Times)	7.68	4.52	10.37	6.20	1.84
Quick assets ratio (Times)	7.62	4.49	10.32	6.46	1.90
Earnings per ordinary share (Rs.)*	22.54	13.81	11.27	30.38	3.16
Dividend per ordinary					
share (Rs.) (a)	14.05	12.00	4.71	4.28	1.00
Rate of ordinary dividend (%) (a)	140.5	120.00	47.10	42.80	10.00
Dividend payout (Times)	0.62	0.87	0.13	0.08	0.38
Net assets per ordinary					
share (Rs.)**	230.16	211.56	189.56	191.42	152.67
Market value per share (Rs.)	985.10	394.00	135.00	184.50	180.00
P/E ratio (Times)	43.71	28.54	11.98	6.07	56.94
Market capitalization (Rs.'000)	6,768,925	2,707,295	927,626	1,267,756	1,236,835
Net sales average (MYR)	613.66	471.77	481.28	558.95	276.14

Plantation Operations

Mature area (Ha)	307.71	310.71	310.71	310.71	310.71
Immature area (Ha)	3.00	-	-	-	-
Crop (Tonnes)	9,876	10,089	10,751	9,112	7,139
Yield per Ha (Tonnes) (b)	32.15	32.47	34.6	29.04	22.71

* The earnings per ordinary share is calculated by dividing the profit over the weighted average number of ordinary shares in issue during the year.

** Net assets per ordinary share is calculated by dividing shareholders' funds by number of ordinary shares.

(a) Based on proposed dividend and interim dividend paid.

(b) The yield is computed by taking into account the average mature hectares during the year.

Statement of Value Added

<i>For the year ended 31st March</i>	2011		2010	
	Rs. '000	%	Rs. '000	%
Revenue	256,986		165,244	
Other income	16		15,180	
	257,002		180,424	
Bought in materials and services	(44,986)		(39,760)	
	212,016		140,664	
Distributed as follows:				
To Employees				
as remuneration	17,050	8.04	16,445	11.69
To Government				
as taxation	36,587	17.26	29,829	21.21
To Providers of Capital				
as finance cost on loans	-	-	48	0.03
To Shareholders				
as ordinary dividends	82,457	38.89	22,332	15.88
Retained in the Business				
as depreciation	3,284	1.55	3,132	2.23
as deferred tax	224	0.11	(3,654)	(2.60)
as retained profits	72,414	34.15	72,532	51.56
	212,016	100	140,664	100

The Statement of Value Added shows the quantum of wealth generated by the activities of the Company and its application.

US\$ Financials

Preparation of US Dollar Financials

The Financial Statements of the Company are stated in Sri Lankan Rupees. The translation of the Sri Lankan Rupee amounts into US Dollars is included solely for the convenience of Shareholders, Investors, Bankers and other users of Financial Statements.

US Dollar financials do not form part of the Audited Financial Statements of the Company.

Income Statement

<i>For the year ended 31st March</i>	2011 US\$	2010 US\$
Revenue	2,286,992	1,446,464
Direct operating costs	(417,784)	(361,476)
Gross profit	1,869,208	1,084,988
Other income and gains	146	132,878
Administrative expenses	(165,029)	(157,939)
Profit before finance expenses	1,704,325	1,059,927
Finance expenses	(1)	(420)
Profit before taxation	1,704,324	1,059,507
Income tax expense	(328,391)	(229,123)
Profit for the year	1,375,933	830,384

Figures in brackets indicate deductions.

Balance Sheet

<i>As at 31st March</i>	2011 US\$	2010 US\$
Assets		
Non-Current Assets		
Property, Plant and Equipment	9,169,374	8,401,173
Long-term investments	1,632,620	1,477,188
Trade and other receivables	2,484,035	2,406,684
Total non-current assets	13,286,029	12,285,045
Current Assets		
Inventories	11,793	5,365
Trade and other receivables	156,657	209,715
Taxation recoverable	17,977	-
Cash and cash equivalents	1,290,625	568,912
Total current assets	1,477,052	783,992
Total Assets	14,763,081	13,069,037
Equity and Liabilities		
Equity		
Stated capital	878,244	878,244
Capital reserves	8,376,176	7,664,070
Revenue reserves	5,172,261	4,209,553
Total equity	14,426,681	12,751,867
Non-Current Liabilities		
Deferred tax liability	118,442	112,754
Retirement benefit obligations	25,620	31,066
Total non-current liabilities	144,062	143,820
Current Liabilities		
Trade payables and accruals	192,338	132,307
Taxation payable	-	41,043
Total current liabilities	192,338	173,350
Total Equity & Liabilities	14,763,081	13,069,037

Notes to the Financial Statements

1. BASIS OF CONVERSION

The translation of Sri Lankan Rupee amounts into US Dollar amounts is solely for the convenience of the shareholders, investors, bankers and other users of Financial Statements.

The translation of the Financial Statements into US Dollars was affected based on the following exchange rates:

		2011	2010
		Rs.	Rs.
Income Statement	Average rate	112.13	114.24
Monetary assets and liabilities	Closing rate	110.46	114.00
Non-current assets and liabilities	Closing rate	110.46	114.00

Gains or losses on conversions are accounted for in the revenue reserve.

2. REVENUE RESERVE

	2011	2010
	US\$	US\$
Beginning of the year	4,209,797	3,445,022
Currency fluctuations	149,493	48,209
Currency translation reserves	157,175	81,421
Net profit for the year	1,375,933	830,384
Ordinary dividend	(720,137)	(195,483)
End of the year	5,172,261	4,209,553

**3 SEGMENTAL REPORTING
(A) INDUSTRY**

	Palm Oil		Investments		Company	
	2011 US\$	2010 US\$	2011 US\$	2010 US\$	2011 US\$	2010 US\$
Revenue						
External revenue	1,932,122	1,377,075	354,870	69,389	2,286,992	1,446,464
	1,932,122	1,377,075	354,870	69,389	2,286,992	1,446,464
Result						
Segment result	1,387,998	998,224	316,327	61,703	1,704,325	1,059,927
Finance expenses	-	-	(1)	(420)	(1)	(420)
Taxation	(325,993)	(226,611)	(2,398)	(2,152)	(328,391)	(228,763)
	1,062,005	771,613	313,928	59,131	1,375,933	830,744
Other Information						
Segment assets	10,461,405	8,637,092	4,301,676	4,431,947	14,763,081	13,069,039
Segment liabilities	253,221	270,337	83,179	46,833	336,400	317,170
Capital expenditure	54,534	1,623	-	-	54,534	1,623
Depreciation	29,285	27,416	-	-	29,285	27,416
Retirement benefits/(charge)	(4,392)	4,876	-	-	(4,392)	4,876

Notes to the Financial Statements

3 SEGMENTAL REPORTING (Contd.) (B) GEOGRAPHICAL

	Malaysia		Sri Lanka		Company	
	2011 US\$	2010 US\$	2011 US\$	2010 US\$	2011 US\$	2010 US\$
Revenue						
External revenue	1,932,122	1,377,075	354,870	69,389	2,286,992	1,446,464
	1,932,122	1,377,075	354,870	69,389	2,286,992	1,446,464
Result						
Segment result	1,387,998	998,224	316,327	61,703	1,704,325	1,059,927
Finance expenses	-	-	(1)	(420)	(1)	(420)
Taxation	(325,993)	(226,611)	(2,398)	(2,152)	(328,391)	(228,763)
	1,062,005	771,613	313,928	59,131	1,375,933	830,744
Other Information						
Segment assets	10,461,405	8,637,092	4,301,676	4,431,947	14,763,081	13,069,039
Segment liabilities	253,221	270,337	83,179	46,833	336,400	317,170
Capital expenditure	54,534	1,623	-	-	54,534	1,623
Depreciation	29,285	27,416	-	-	29,285	27,416
Retirement benefits/(charge)	(4,392)	4,876	-	-	(4,392)	4,876

Five Year Summary

<i>For the year ended 31st March</i>	2011	2010	2009	2008 (Restated)	2007
	US\$	US\$	US\$	US\$	US\$

Operating Results

Revenue	2,286,992	1,446,464	1,534,756	1,699,212	723,133
Profit before taxation	1,704,324	1,059,507	948,931	2,194,612	278,578
Taxation	(328,391)	(229,123)	(244,455)	(303,040)	(72,829)
Profit after taxation	1,375,933	830,384	704,476	1,891,572	205,749
Dividend - Ordinary	720,137	195,483	241,316	192,007	65,082

<i>As at 31st March</i>	2011	2010	2009	2008	2007
-------------------------	-------------	------	------	------	------

Balance Sheets

Assets

Non-Current Assets

Property, Plant & Equipment	9,169,374	8,401,173	7,674,183	8,727,273	7,985,310
Long-term investments	1,632,620	1,477,188	1,455,480	1,561,418	1,546,363
Trade and other receivables	2,484,035	2,406,684	1,229,905	748,178	17,388
	13,286,029	12,285,045	10,359,568	11,036,869	9,549,061
Current assets	1,477,052	783,992	1,177,813	1,590,279	549,709
Total Assets	14,763,081	13,069,037	11,537,381	12,627,148	10,098,770

Equity and Liabilities

Stated Capital	878,000	878,244	878,244	878,244	878,244
Reserves	13,548,681	11,873,623	10,379,240	11,316,682	8,754,847
	14,426,681	12,751,867	11,257,484	12,194,926	9,633,091

Non-Current Liabilities

Deferred tax liability	118,442	112,754	142,290	154,302	156,605
Retirement benefit obligations	25,620	31,066	24,028	21,417	10,618
	144,062	143,820	166,318	175,719	167,223
Current liabilities	192,338	173,350	113,579	256,503	298,456
Total Equity and Liabilities	14,763,081	13,069,037	11,537,381	12,627,148	10,098,770

Five Year Summary US\$

<i>For the year ended 31st March</i>	2011	2010	2009	2008 (Restated)	2007
	US\$	US\$	US\$	US\$	US\$

Cash Flow Statements

Net cash (outflows)/inflows from operating activities	1,465,789	853,860	528,306	233,491	155,438
Net cash (outflows)/inflows from investing activities	(54,534)	(199,535)	(573,405)	345,656	(57,479)
Net cash used in financing activities	(688,648)	(188,956)	(219,472)	(187,446)	(5,157)
Net (decrease)/increase in cash & cash equivalents	722,607	465,369	(264,571)	391,701	92,802

Ratios and Statistics

Return on ordinary shareholders' funds (%)	9.54	6.51	6.26	15.51	2.14
Current ratio (times)	7.68	4.52	10.37	6.20	1.84
Earnings per ordinary share (US\$)	0.20	0.12	0.10	0.28	0.03
Dividend per ordinary share (US\$)	0.13	0.11	0.04	0.04	0.01
Rate of ordinary dividend (%)	140.50	120.00	47.10	42.80	10.00
Net assets per ordinary share (US\$)	2.10	1.86	1.64	1.77	1.40
Market value per share (US\$)	8.92	3.46	1.17	1.71	1.65
Market capitalization (US\$'000)	61,279	23,775	8,039	11,755	11,358
P/E ratio (times)	44.54	28.54	11.98	6.07	56.94

Information to Shareholders and Investors

1. Stock Exchange Listing

Good Hope PLC is a Public Quoted Company, the ordinary shares of which are listed on the main board of the Colombo Stock Exchange of Sri Lanka.

2. Share Valuation

The market value of the Company shares as at 31st March 2011 was Rs. 985.10 per share (2010: Rs. 394 per share).

3. Shareholders

As at 31st March	2011	2010
No. of Ordinary Shareholders	366	277

The number of ordinary shares held by non-residents as at 31st March 2011 was 6,686,044 which amounts to 97.30% of the total number of ordinary shares.

Resident/Non-Residents shareholders as at 31st March 2011

Distribution of Shares	Residents			Non-Residents			Total		
	No. of Members	No. of Shares	%	No. of Members	No. of Shares	%	No. of Members	No. of Shares	%
1 - 1,000	310	42,696	0.6214	5	1,610	0.0234	315	44,306	0.6448
1,001 - 10,000	25	70,377	1.0242	11	54,851	0.7983	36	125,228	1.8225
10,001 - 100,000	5	72,190	1.0506	7	153,175	2.2292	12	225,365	3.2798
100,001 - 1,000,000	-	-	-	2	333,666	4.8559	2	333,666	4.8559
Above 1,000,000	-	-	-	1	6,142,742	89.3970	1	6,142,742	89.3970
Grand Total	340	185,263	2.70	26	6,686,044	97.30	366	6,871,307	100.00

Categorization of Shareholders

	No. of Shareholders	Ordinary No. of Shares	%
Individuals	327	456,893	6.65
Institutions	39	6,414,414	93.35

Percentage of ordinary shares held by the public as at 31st March 2011 was 10.56%.

Information to Shareholders and Investors

4. Market Performance - Ordinary Shares

<i>For the year ended 31st March</i>	2011	2010
Highest - (Rs.)	1,750	450
Lowest - (Rs.)	350	394
Volume Traded (Shares)	267,100	50,500
No. of Trades	617	58
Value of Shares Traded (Rs. '000)	163,916	20,632

5. Market Capitalization

Market capitalization of the Company, which is the number of ordinary shares in issue multiplied by the market value of a share, was Rs. 6,768.92 mn as at 31st March 2011 (2010: Rs. 2,707.29 mn).

6. Dividends - Ordinary

The Directors recommended a first and final dividend Rs. 14.05 per share for the year ended 31st March 2011.

7. Record of Scrip Issues

The undermentioned scrip issues have been made by the Company.

Year ended 31st March	Issue	Basis	No. of Ordinary Shares	Cumulative Ordinary Share Capital Rs.
1994	-	-	441,828	4,418,280
1995	Bonus	1:01	441,828	8,836,560
1998	Bonus	1:02	441,828	13,254,840
1999	Bonus	1:01	1,325,484	26,509,680
2002	Bonus	1:05	530,193	31,811,610
2003 May	Bonus	1:05	636,232	38,173,930
2004 March	Bonus	4:05	3,053,914	68,713,070
Total Shares in Issue			6,871,307	

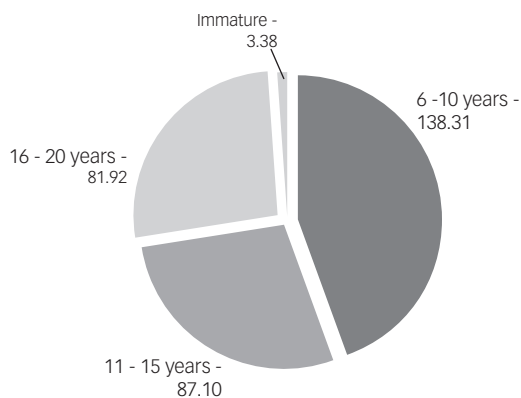
8. Malaysian Property

- 8.1 The gross area of the oil palm plantation is 310.71 Ha.
- 8.2 The plantation is situated in the State of Selangor, District of Kuala Langat in Malaysia.
- 8.3 The carrying value of the Property, Plant & Equipment as at the Balance Sheet date was at Rs. 1,012.76 mn (2010: Rs. 957.73 mn) on an existing use basis.

9. Mature and Immature Plantation Aged Analysis

	Mature					Immature	Total
Year	0-5	6-10	11 - 15	16 - 20	Over 25		
Hectares	-	138.31	87.10	81.92	-	3.38	310.71

Plantation Age Analysis



Information to Shareholders and Investors

10. Indonesian Property

PT Agro Indomas, the Company's investment in Indonesia made through Shalimar Developments Sdn. Bhd. (investment vehicle in Malaysia) is located 75 km from Sampit, in close proximity to Terawan and Lampasa villages, in the District of Danua Sembuluh, in the Regency of Seruyan in the Central Kalimantan Province in Indonesia.

PT Agro Indomas has a land area of 35,560 Ha of which the gross planted area is 20,282 Ha. Operational performance information is given below:

	2011	2010	2009	2008	2007
Crop Production (Tonnes)	498,012	474,401	348,675	400,616	292,848
CPO (Tonnes)	124,421	121,069	89,449	99,837	70,937
PK (Tonnes)	28,723	28,479	19,286	21,572	14,814

Glossary of Financial Terms

Capital Reserves

Reserves identified for specific purposes and considered not available for distribution.

Cash Equivalents

Liquid investments with original maturities of six months or less.

Contingent Liabilities

Conditions or situations at the Balance Sheet date, the financial effects of which are to be determined by future events which may or may not occur.

Current Ratio

Current assets divided by current liabilities.

Quick Ratio

Current assets less inventories divided by current liabilities.

Dividend Per Share

Dividend paid interim and proposed, divided by the number of shares in issue which ranked for those dividends.

Dividend Payout

Total interim and proposed dividends divided by profit after tax.

Earnings Per Ordinary Share

Profits attributable to ordinary shareholders before extraordinary items and after preference dividend divided by the weighted average number of ordinary shares in issue, ranking for dividend.

Equity

Shareholders' funds.

Events Occurring after the Balance Sheet Date

Significant events that occur between the Balance Sheet date and the date on which Financial Statements are authorised for issue.

Market Capitalization

The market value of a company at a given date obtained by multiplying the share price by the number of shares in issue.

Net Assets Per Share

Total assets less total liabilities divided by the number of ordinary shares in issue.

Net Current Assets

Current assets less current liabilities. Measures the capital required to finance day-to-day operations.

Glossary of Financial Terms

Price Earnings Ratio (P/E)

Market price of a share divided by earnings per share.

Rate of Ordinary Dividend

The Rupee amount of the dividend per share as a percentage of the nominal value of the shares.

Reserves

The total of capital and revenue reserves.

Related Parties

Parties who could control or significantly influence the financial and operating policies/decisions of the business.

Return on Shareholders' Funds

Profit attributable to ordinary shareholders divided by shareholders' funds (total of ordinary share capital and reserves).

Revenue Reserves

Reserves considered as being available for distribution.

Segment

Constituent business units grouped in terms of nature and similarity of operations.

Value Addition

The quantum of wealth generated by the activities of the Company.

Others

CPO - Crude Palm Oil

PK - Palm Kernel

FFB - Fresh Fruit Bunches

Ha - Hectare

MYR - Malaysian Ringgit

MPC - Malaysian Plantation Companies

Notice of Meeting

NOTICE IS HEREBY GIVEN that the ONE HUNDRED AND SECOND ANNUAL GENERAL MEETING of Good Hope PLC will be held on Friday the 3rd day of June 2011, at 10.30 a.m. at the 8th Floor, No. 65 C, Dharmapala Mawatha, Colombo 07, for the following purposes:

1. To receive and adopt the Annual Report of the Board of Directors and the Financial Statements for the year ended 31st March 2011, together with the Report of the Auditors thereon.
2. To declare a dividend as recommended by the Directors.
3. To re-elect Mr. M. Selvanathan who retires by rotation in terms of Articles 98 & 99 of the Articles of Association of the Company.
4. To re-appoint Mr. I. Paulraj as a Director of the Company who is over seventy years of age and to consider and if deemed fit to pass the following resolution :
"IT IS HEREBY RESOLVED that the age limit stipulated in Section 210 of the Companies Act No. 7 of 2007 shall not be applicable to Mr. I. Paulraj who is seventy four years of age and that he be re-appointed a Director of the Company from the conclusion of the Annual General Meeting for a further period of one year".
5. To re-appoint Mr. T. Rodrigo as a Director of the Company who is over seventy years of age and to consider and if deemed fit to pass the following resolution:
"IT IS HEREBY RESOLVED that the age limit stipulated in Section 210 of the Companies Act No. 7 of 2007 shall not be applicable to Mr. T. Rodrigo who is eighty one years of age and that he be re-appointed a Director of the Company from the conclusion of the Annual General Meeting for a further period of one year".
6. To re-appoint Messrs. Ernst & Young, Chartered Accountants as Auditors of the Company as set out in Section 154 (1) of the Companies Act No. 7 of 2007 and to authorize the Directors to determine their remuneration.

By Order of the Board,

Carsons Management Services (Pvt) Ltd.

Secretaries

Colombo

25th April 2011

Notes

1. A member is entitled to appoint a proxy to attend and vote instead of him/her. A proxy need not be a member of the Company. A Form of Proxy accompanies this notice.
2. The completed Form of Proxy must be deposited at the Registered Office, No. 61, Janadhipathi Mawatha, Colombo 1, not later than 10.30 a.m on 1st June 2011.
3. A person representing a Corporation is required to carry a certified copy of the resolution authorizing him/her to act as the representative of the Corporation. A representative need not be a member.
4. The transfer books of the Company will remain open.
5. Security Check
We shall be obliged if the shareholders/proxies attending the Annual General Meeting, produce their National Identity Card to the security personnel stationed at the entrance.

Form of Proxy

*I/We
of
being *a Member/Members of GOOD HOPE PLC, hereby appoint
.....
of
bearing NIC No./Passport No. or failing him/her.

Hariharan Selvanathan	or failing him,
Manoharan Selvanathan	or failing him,
Israel Paulraj	or failing him,
Tennyson Rodrigo	or failing him,
Allen Kenneth Sellayah	or failing him,
Don Chandima Rajakaruna Gunawardena	or failing him,
Palehenalage Chandana Priyankara Tissera	

As *my/our proxy to attend at the Annual General Meeting of the Company to be held on Friday the 3rd day of June 2011 at 10.30 a.m at the 8th Floor, No. 65 C, Dharmapala Mawatha, Colombo 07 and any adjournment thereof and at every poll which may be taken in consequence thereof.

	For	Against
1. To adopt the Annual Report of the Board of Directors and the Financial Statements for the year ended 31st March 2011, together with the Report of the Auditors thereon.	<input type="checkbox"/>	<input type="checkbox"/>
2. To declare Rs. 14.05 per share as a first & final dividend for the financial year ended 31st March 2011 as recommended by the Directors.	<input type="checkbox"/>	<input type="checkbox"/>
3. To re-elect Mr. M. Selvanathan who retires by rotation in terms of Articles 98 & 99 of the Articles of Association of the Company.	<input type="checkbox"/>	<input type="checkbox"/>
4. To re-appoint Mr. I. Paulraj who is over seventy years of age as a Director of the Company.	<input type="checkbox"/>	<input type="checkbox"/>
5. To re-appoint Mr. T. Rodrigo who is over seventy years of age as a Director of the Company.	<input type="checkbox"/>	<input type="checkbox"/>
6. To re-appoint Messrs. Ernst & Young, Chartered Accountants as Auditors of the Company as set out in Section 154 (1) of the Companies Act No. 7 of 2007 and to authorize the Directors to determine their remuneration.	<input type="checkbox"/>	<input type="checkbox"/>

Signed this day ofTwo Thousand and Eleven

Signature/s

Notes

- * Please delete the inappropriate words.
- A shareholder entitled to attend and vote at a General Meeting of the Company, is entitled to appoint a proxy to attend and vote instead of him/her and the proxy need not be a shareholder of the Company. A proxy so appointed shall have the right to vote on a show of hands or on a poll and to speak at the General Meeting of the shareholders.
- A shareholder is not entitled to appoint more than one proxy on the same occasion.
- Instructions are noted on the reverse hereof.

INSTRUCTIONS AS TO COMPLETION

1. Kindly perfect the Form of Proxy after filling in legibly your full name and address, by signing in the space provided. Please fill in the date of signature.
2. If you wish to appoint a person other than the Directors as your proxy, please insert the relevant details in the space provided overleaf.
3. In terms of Article 86 of the Articles of Association of the Company:

The instrument appointing a proxy shall be in writing and -

- (i) in the case of an individual shall be signed by the Appointor or by his Attorney; and
- (ii) in the case of a Corporation shall be either under its common seal or signed by its Attorney or by an officer on behalf of the Corporation.

The Company may, but shall not be bound to, require evidence of the authority of any such Attorney or officer.

A proxy need not be a member of the Company.

4. In the case of joint-holders of a share, the senior who tenders a vote, whether in person or by proxy or by Attorney or by representative, shall be accepted to the exclusion of the votes of the other joint-holders and for this purpose seniority shall be determined by the order in which the names stands in the Register of Members in respect of the joint holding.
5. To be valid the completed Form of Proxy should be deposited at the Registered Office of the Company situated at No. 61, Janadhipathi Mawatha, Colombo 1, not later than 10.30 a.m., on 1st June 2011.

Please fill in the following details

Name :

.....

Address :

.....

.....

Jointly with :

Share Folio No. :

Corporate Information

NAME OF THE COMPANY

Good Hope PLC

COMPANY REGISTRATION NO.

PQ 43

LEGAL FORM

A Public Quoted Company with Limited Liability Incorporated in Sri Lanka in 1910

DIRECTORS

Hari Selvanathan (Chairman)
Mano Selvanathan
Israel Paulraj
Tennyson Rodrigo
Allan Kenneth Sellayah
D. Chandima R. Gunawardena
P. Chandana P. Tissera

ALTERNATE DIRECTORS

Subramaniam Mahendrarajah
(for Israel Paulraj)

BANKERS

Standard Chartered Bank
Commercial Bank of Ceylon PLC
Deutsche Bank
HSBC Bank Malaysia Bhd.

AUDITORS IN SRI LANKA

Messrs. Ernst & Young
Chartered Accountants
201, De Saram Place
Colombo 10, Sri Lanka
Tel: + 94 11 2463500
Fax: + 94 11 2697369

AUDITORS IN MALAYSIA

Ernst & Young
AF 0039
Level 23A, Menara Milenium
Jalan Damanlela
Pusal Bandar Damansara 50490
Kuala Lumpur, Malaysia
Tel: + 603 7495 8000
+ 603 2095 5332 (General Line)

MANAGERS

Agro Harapan Lestari Sdn. Bhd.
Suite 3.02, 3rd Floor, Wisma E&C
2, Lorong Dungun Kiri
Damansara Heights 50490
Kuala Lumpur, Malaysia
Tel: + 603 2093 4660
Fax: + 603 2093 5660

SECRETARIES

Carsons Management Services
(Pvt) Ltd.
61, Janadhipathi Mawatha
Colombo 1, Sri Lanka
Tel: + 94 11 4739200
Fax: + 94 11 4739300

REGISTERED OFFICE

61, Janadhipathi Mawatha
Colombo 1, Sri Lanka
Tel: + 94 11 4739200
Fax: + 94 11 4739300

PRINCIPAL PLACE OF BUSINESS

Ladang Bandar
42700 Banting
Selangor Darul Ehsan, Malaysia

CORPORATE WEBSITE

www.goodhopeholdings.com

HOLDING COMPANY

Goodhope Asia Holdings Ltd.

ULTIMATE PARENT AND CONTROLLING ENTITY

Carson Cumberbatch PLC

Good Hope PLC

Additional Information to Shareholders

Twenty Major Shareholders as at 3rd May 2011

No.	Name of Shareholders	No. of Shares	%
01	Goodhope Asia Holdings Ltd.	6,450,375	93.87
02	Miss B.R.L.B. Davi (Decd)	146,966	2.14
03	Maj. Gen. N.S.S.J. Bahadur Rana	41,990	0.61
04	Mr. W.R.F. Spearman	20,995	0.31
05	Mr. A.O. Wanner (Decd)	20,995	0.31
06	Mrs. M. Van Rooyen	20,995	0.31
07	Mrs. D.T. Pillai	13,996	0.20
08	Mrs. S. Vignarajah	11,500	0.17
09	Miss N.M. Jarvis	10,497	0.15
10	Mr. F.W. Obeyesekere (Decd)	8,397	0.12
11	Mr. C.C.S. Stephenson (Decd)	8,397	0.12
12	Mrs. R.M.M. Dean	7,275	0.11
13	Mr. K.C. Vignarajah	7,240	0.11
14	Mrs. R. Thomas	7,197	0.10
15	Mr. A.M.A. Vanderspar	6,858	0.10
16	Mrs. C.M. Papageorge	6,717	0.10
17	Mrs. L.M. Wijeyaratne	6,625	0.10
18	Adminix. of the Estate of Ramiah (Decd)	5,176	0.08
19	Mrs. M.R. Layton (Decd)	5,176	0.08
20	Mr. R. Balasingam	4,297	0.06
		6,811,664	99.13